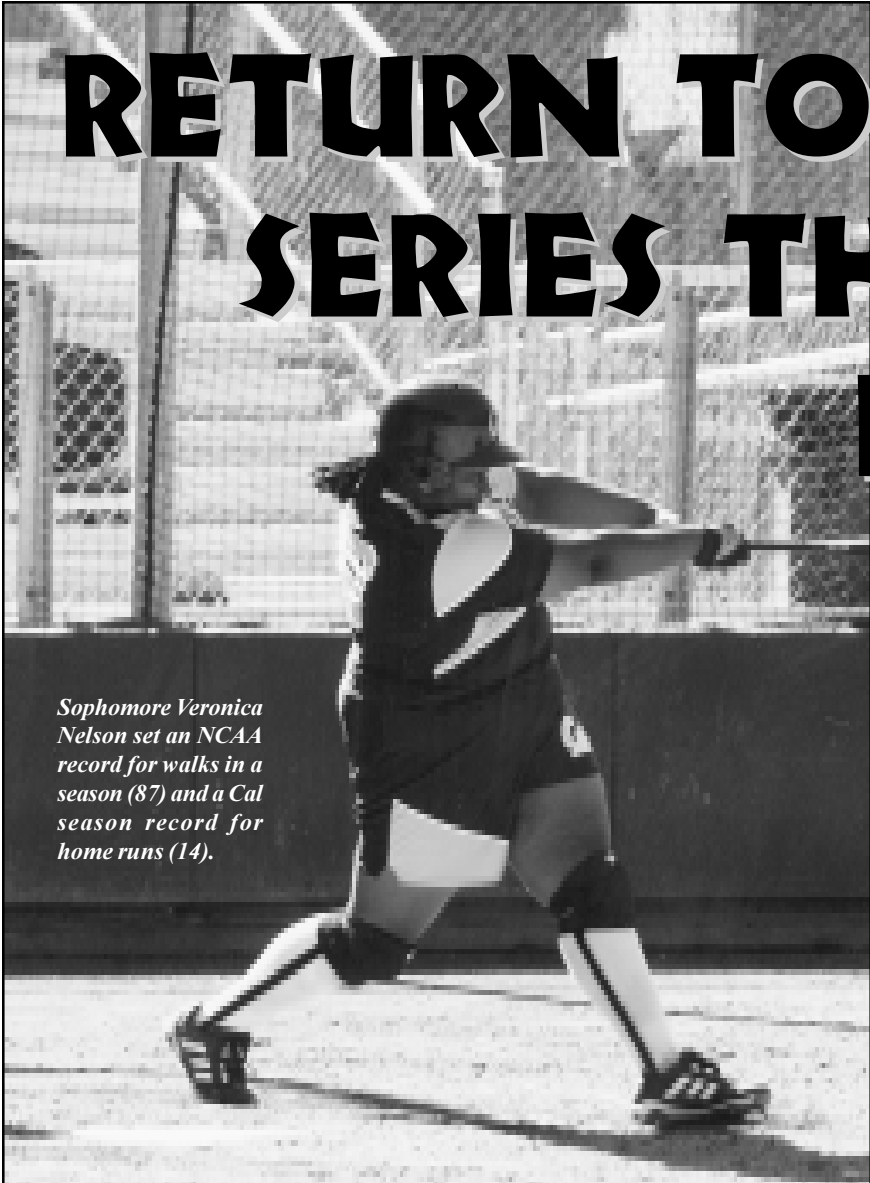


## 2001 Golden Bear Softball

# RETURN TO WORLD SERIES THE GOAL FOR THE BEARS



*Sophomore Veronica Nelson set an NCAA record for walks in a season (87) and a Cal season record for home runs (14).*

This goal is simple: a third consecutive trip to the College World Series. Following back-to-back appearances in softball's ultimate venue, California enters the 2001 season eager to maintain its high standard of excellence. The Golden Bears return all but one starter from last year's team, and head coach Diane Ninemire has the squad focused and ready to make the goal a reality.

"We have veteran team this year," said Ninemire who is in her 14th season as the head coach of the Bears. "We are solid from 1-9, and this is the first time that we have had such depth in our pitching staff. We have four outstanding pitchers that we can go to at any time. There shouldn't be many surprises since everyone knows where they fit on this team. They know where they fall in the lineup, and they know their respective roles."

Even with such depth on the 2001 squad, the wins are not going to come easily.

"We are playing one of the toughest schedules in the country," Ninemire said. "We play anyone and everyone this year, and that makes it hard. We play in many of the elite tournaments before conference action even begins, and then have to go right into Pac-10 games."

The schedule has Cal traveling to Georgia twice, the first time for the elite 24-team NFCA Leadoff Classic in Columbus, and the other for the Georgia

Tech Buzz Classic in Atlanta. The Bears also make trips to Las Vegas for the UNLV Tournament, Fullerton (Easton Showcase Tournament), Sacramento, (Capital Classic) and finally back to Sunnyvale, (National Invitation Softball Tournament).

Last season, the Bears finished with a 49-25 record, beating Fresno State in the NCAA regional final to earn a spot in the World Series. Unfortunately, Cal dropped its first two games in Oklahoma City to make an early departure from the tournament. Still, the Bears ended the year ranked seventh in the country.

The biggest task for Ninemire this season will be to replace Lisa Iancin, a four-year starter at second base and first team All-Pac-10 selection. Even without her in the lineup for the upcoming season, Cal still manages to return five players who garnered postseason honors. Paige Bowie, the Most Outstanding Player of the NCAA regional, returns for her senior season, along with pitchers

Jocelyn Forest and Nicole DiSalvio, who were also on the regional all-tournament team. Third baseman Candice Harper, who earned second team All-Pac-10 and All-Pacific Region honors, returns for her junior campaign. Last season's freshman sensation, Veronica Nelson, was voted honorable mention All-Pac-10 on her way to shattering the NCAA season walk record (87) and the Cal season home run record (14).

Below is a position-by-position look at the 2001 Cal softball team.

### Pitching

The trio of senior **Nicole DiSalvio**, junior **Jocelyn Forest** and sophomore **Jen Deering** returns to the circle for another year after posting a 49-25 record and a 1.71 ERA in 2000.

Adding to the mix of quality pitchers is sophomore **Kourtney Davis**, who transferred from the 2000 NCAA champion Oklahoma. Cal recruited Davis, a native of Reno, Nev., out of high school, where she was a prep All-American, but she chose to attend Oklahoma instead. This season, she adds more Division I pitching experience to an already potent staff.

"Kourtney has been a pleasant surprise," said Ninemire. "If she steps up to her capabilities, she is going to be a tremendous boost to our team."



Fresh off of a trip to the Sydney Olympics as a member of the Italian team, DiSalvio is 47-31 in three seasons with Cal. She brings big-game experience and the necessary leadership to the field for her senior campaign. Not only can she start and go the distance, as she proved last season with eight complete-game shutouts, but she also holds the Cal career record with eight saves.

Always a clutch performer, she earned a pair of key wins at the end of last season when the Bears needed them most. First, she blanked Arizona State, 1-0, on the final weekend of the regular season, then she shut down Fresno State, 2-0, in the championship game of the NCAA regional.

Forest enters her third season as a starter in the circle for the Bears in the best health of her career. Hampered by a sore shoulder that eventually required surgery, she managed to win 24 games as a freshman. Last year, Forest was limited by a hip injury the second half of the season, yet still produced 23 victories, including three in the NCAA regional.

"Jocelyn may have worked the hardest of all in the offseason," said Ninemire. "She is focused this year and has set some lofty goals, not only for herself, but for the team as well."

Deering rounds out the impressive and experienced 2001 pitching staff. She was undefeated with a 9-0 record and a 1.62 ERA in 19 games as a freshman, including seven relief appearances. A good all-around athlete, Deering also played with the Cal women's basketball team this past season.

## Infield

Iancin's departure has caused the infield to be shaken up a bit, but Ninemire believes the Bears will be well off with two players changing positions to fill the void. Junior **Eryn Manahan**, Cal's shortstop last year, will convert to second base, while senior **Paige Bowie** moves from the outfield to shortstop.



**The 2001 Golden Bears: (1 to r) Front Row:** Danielle Satiawan, Katie Andrew, Jocelyn Forest, Pauline Dueñas. **Middle Row:** Kristen Morley, Candace Harper, Mikella Pedretti, Amber Phillips, Nicole DiSalvio. **Back Row:** Assistant coach Kim Maher, Veronica Nelson, Kourtney Davis, Paige Bowie, assistant coach John Reeves, Jen Deering, Courtney Scott, Eryn Manahan, head coach Diane Ninemire.

"Eryn covers her position very well," said Ninemire. "We miss Lisa, but Eryn will do a fine job there."

A four-year guard on the basketball team, Bowie has come to the softball team late the past three seasons and has been an important piece to the outfield puzzle. This year, without the commitment to basketball, Bowie has had the entire offseason to hone her skills at shortstop, her primary position as a first team all-state player at Fresno's Clovis West High School.

"Paige came to us and suggested that she was ready to dedicate herself to make the transition to shortstop," said Ninemire. "She is a great leader and enjoys the challenges."

Sophomore **Veronica Nelson** and junior **Candice Harper** round out the corner positions on the diamond. A hard-hitting first baseman from San Leandro, Nelson is an offensive threat by trade. She set the Cal season home run record last year by knocking out 14 homers and adding 42 RBI on her way to a .314 batting average. With a top offensive threat hitting behind her, her offensive capabilities may show even more.

And Harper just might be able to provide that needed protection. A two-year starter at third base, Harper covers her territory well and has batted over .300 the past two years. In addition to her hitting abilities, she is a sure-handed fielder who did not commit an error in Cal's last 22 games.

A defensive specialist behind the plate, **Courtney Scott** enters 2001 with a full year of experience in teaming up with the Bears pitching staff. A sophomore from Clovis, Scott made an immediate impact last season as the full-time catcher, starting all 74 games and throwing out 19 would-be base stealers.

"Courtney has a great arm, and on top of that, she calls a great game," said Ninemire.

## Outfield

Three players with extensive experience – seniors **Pauline Dueñas** and **Amber Phillips** and sophomore **Kristen Morley** – return to the outfield.

"I have the utmost confidence in the outfielders this season," said Ninemire. "We are fast and communicate well."

Dueñas started all 74 games for the Bears last season, mostly in left field. She serves as a backup to Scott behind the plate and can play the infield if called upon. A career .198 hitter prior to last season, Dueñas batted a career-high .260 last year. She has worked hard during this offseason and expects to become an even greater offensive threat for the Bears.


Phillips had a nagging hip injury that sidelined her for 14 games late last season. For her senior campaign, Phillips hopes to put up offensive numbers similar to 1999, when she batted .294 with a team-high seven home runs and 23 RBI.

As a redshirt-freshman, Morley started 56 games last year either in the outfield or as the DP. Her .295 average ranked fourth on the squad. While mostly patrolling right field, Morley recorded 26 putouts without an error. With another year of experience, she is sure to be a mainstay in the outfield for Cal.

According to Ninemire, **Mikella Pedretti** has great potential to become the starting DP for the Bears and a backup in the outfield, as well. She has had some back problems in the past, but as long as she can stay healthy, she will compete for a spot in the lineup.

Freshmen **Katie Andrew** and **Danielle Setiawan** should add depth in the outfield and speed on the base paths.

**Sophomore Courtney Scott is a defensive specialist for the Bears.**



## 2000 Season In Review

# BEARS RETURN TO COLLEGE WORLD SERIES, FINISH 7TH IN THE NATION

**A**fter winning a school-record 51 games in 1999, the California Golden Bears added 45 more victories last season, giving Cal its best back-to-back seasons ever. The previous best came in 1991 and '92 when the Bears won a combined 95 games. Along with the 45 wins, the Bears made their 15th consecutive appearance in the NCAA Tournament - the longest on-going streak in the Pac-10.


Cal jumped out to the fastest start in school history when the Bears began the 2000 season with a 19-0 record. During the run, Cal captured both the Early Bird Tournament in San Jose, CA, (3-0) and the Seminole Classic in Tallahassee, FL, (5-0), and tied for first at the UNLV Softball Classic at Las Vegas (5-0). After a win over Saint Mary's, the Bears reached the championship game of the Troy Cox Classic in Las Cruces, NM, before falling to Oregon State, 6-5. The 19-game streak to start the year bettered the 11-0 records set in both 1981 and '82.

Cal was ranked in the USA Today/NFCA Top 25 every week during the 2000 season, including the last 12 weeks in the Top 10. The Bears were rated 12th in the preseason poll, but moved up to eighth in the first regular-season poll. Cal eventually rose to as high as No. 4. In 1999, the Bears didn't crack the Top 10 until the final poll of the '99 season when Cal was voted fourth after tying for third in the College World Series. The Bears finished the 2000 season ranked seventh after making their second consecutive trip to the College World Series.

In the World Series, third-seeded Oklahoma scored two runs in the bottom of the seventh inning to post a come-from-behind 2-1 victory over No. 6 seed Cal in the first round. In game two, No. 2 Arizona defeated the Bears, 6-0.

### *Cal Dominant Outside of Pac-10*

With all eight teams in the Pac-10 that sponsor softball ranked among the nation's Top 20 almost all year, the Bears found the going a bit tough in conference action, posting a 6-15 record and tying for seventh place. But outside of the league, Cal showed its dominance by completing the regular season with a 39-7 non-conference mark. Included in those games was a combined no-hitter by sophomore Nicole DiSalvio and freshman Jen Deering against Cal Poly March 22. Overall, the Bears outscored their non-Pac-10 opponents by a 218-75 margin, with 2B Lisa Iancin batting .383 and Veronica Nelson at .381. As a comparison, Cal was 37-6 against teams outside the Pac-10 last year.



*Lisa Iancin was first-team All-Pac-10 selection in 2000 after batting .326 with 74 hits, 31 runs, 17 doubles, a triple, five home runs and 29 RBI.*

### *Bears Emphasize Youth in 2000*

Cal had seven seniors on the squad in 1999 and started five of them. Last year, the Bears went back in the postseason with an almost completely different look. Cal regularly started at least four freshmen and ended the season with five rookies in the lineup. Catcher Courtney Scott and shortstop Eryn Manahan started every game at their respective positions, while Veronica Nelson started all but one game at first base. Freshman pitcher Jen Deering accumulated a perfect 9-0 record inside the circle and also doubled as a DP, and redshirt-freshman Kristen Morley appeared in 69 contests, mostly in the outfield or as the DP. Reserves Kristi Robles and Mikella Pedretti were key performers. Even with all the new faces, Cal won at least 49 games for just the second time in school history.

### *Bear Trio Earns All-Pac-10 Recognition*

Three Cal players earned mention on the All-Pac-10 teams, led by first team selection Lisa Iancin. A second team choice in 1998, Iancin was the first Bear to be named to the first team since Melanie McCart in 1997. In addition, third baseman Candace Harper earned second team honors for the second straight year, and freshman first baseman Veronica Nelson was voted honorable mention.

### *Golden Bear Notes*

Jen Deering and Nicole DiSalvio combined for the 56th no-hitter in Cal history when they blanked Cal Poly, 6-0, on March 22 ... the Bears had a total of 80 doubles last season, tying the school record set back in 1992 ... Cal players hit 36 home runs, just two short of the mark of 38 established in 1999 ... DiSalvio's ERA has fallen each of her three seasons in Berkeley, from 1.54 as a freshman to 1.45 in 1999 to 1.38 in 2000 ... by playing in every game last season (74), Lisa Iancin, Pauline Dueñas, Candace Harper, Veronica Nelson and Eryn Manahan all set the new Cal season record for games played.



# 2000 Final Statistics

**Overall Record: 49-25**

**Pac-10 Record: 6-15**

**NCAA Regional Record: 4-1**

**NCAA College World Series Record: 0-2**

**Home: 6-11**

**Away: 13-9**

**Neutral: 30-5**

## Batting

Player	AVG	GP-GS	AB	R	H	2B	3B	HR	RBI	TB	SLG%	BB	HBP	SO	GDP	OB%	SF	SH	SB-ATT	PO	A	E	FLD%
Lisa Iancin	.326	74-74	227	31	74	17	1	5	29	108	.476	17	1	24	0	.374	1	8	3-4	149	117	4	.985
Veronica Nelson	.317	74-73	167	22	53	5	0	14	42	100	.599	87	1	32	2	.549	2	0	0-0	478	26	5	.990
Candace Harper	.304	74-74	230	23	70	17	0	5	38	102	.443	16	1	19	0	.349	2	7	1-1	72	169	12	.953
Kristen Morley	.295	69-56	173	25	51	2	0	0	11	53	.306	13	0	31	0	.344	0	6	4-5	26	0	0	1.000
Jocelyn Forest	.263	17-14	38	4	10	1	0	0	4	11	.289	0	2	7	0	.300	0	1	1-3	3	31	4	.895
Laura Power	.261	19-7	23	6	6	1	0	0	2	7	.304	3	0	3	0	.346	0	0	0-0	1	0	0	1.000
Pauline Dueñas	.260	74-74	227	37	59	6	3	0	22	71	.313	24	4	20	0	.339	2	13	5-6	93	4	1	.990
Eryn Manahan	.254	74-74	228	26	58	12	2	6	30	92	.404	15	0	40	0	.296	4	2	3-4	95	126	23	.906
Mikella Pedretti	.220	39-27	82	12	18	3	0	2	11	27	.329	7	2	30	0	.293	1	0	1-2	11	0	1	.917
Amber Phillips	.219	60-60	160	23	35	5	0	1	11	43	.269	18	3	28	0	.306	2	7	5-7	69	10	4	.952
Courtney Scott	.210	74-74	195	21	41	5	0	2	18	52	.267	14	1	38	0	.264	2	11	2-2	443	41	1	.998
Jennifer Deering	.188	23-10	32	6	6	2	0	1	5	11	.344	6	0	11	0	.316	0	0	1-1	3	13	1	.941
Paige Bowie	.167	42-40	114	8	19	4	0	0	5	23	.202	4	1	11	0	.202	0	7	0-0	44	3	4	.922
Kristi Robles	.069	52-9	29	14	2	0	0	0	0	2	.069	5	1	2	0	.229	0	1	0-0	27	5	0	1.000
Shauna Chapin	.000	1-0	0	0	0	0	0	0	0	0	.000	1	0	0	0	1.000	0	0	0-0	4	0	0	1.000
Nicole DiSalvio	.000	2-2	0	0	0	0	0	0	0	0	.000	0	0	0	0	.000	0	0	0-0	7	87	3	.969
Combined																							
<b>Totals</b>	<b>.261</b>	<b>74-74</b>	<b>1925</b>	<b>258</b>	<b>502</b>	<b>80</b>	<b>6</b>	<b>36</b>	<b>228</b>	<b>702</b>	<b>.365</b>	<b>230</b>	<b>17</b>	<b>296</b>	<b>2</b>	<b>.342</b>	<b>16</b>	<b>63</b>	<b>26-35</b>	<b>1525</b>	<b>632</b>	<b>63</b>	<b>.972</b>
<b>Opponents</b>	<b>.219</b>	<b>74-74</b>	<b>1870</b>	<b>162</b>	<b>410</b>	<b>54</b>	<b>3</b>	<b>34</b>	<b>146</b>	<b>572</b>	<b>.306</b>	<b>105</b>	<b>21</b>	<b>402</b>	<b>7</b>	<b>.268</b>	<b>5</b>	<b>40</b>	<b>34-53</b>	<b>1486</b>	<b>625</b>	<b>93</b>	<b>.958</b>

LOB - Cal 516, Opponents 363

Double Plays Turned - Cal 29, Opponents 20

## Pitching

Player	ERA	W-L	APP	GS	CG	SHO/CBO	SV	IP	H	R	ER	BB	SO	2B	3B	HR	AB	B/Avg	WP	HBP	BK	SFA	SHA
Nicole DiSalvio	1.38	17-11	41	30	17	8/3	1	187.2	156	56	37	32	101	23	1	9	704	.222	7	5	1	2	13
Jennifer Deering	1.62	9-0	19	12	7	1/3	0	78.0	60	23	18	15	67	8	1	4	292	.205	4	2	0	1	4
Jocelyn Forest	1.99	23-14	43	32	23	8/4	0	242.2	194	83	69	58	234	23	1	21	874	.222	12	14	0	2	23
Combined																							
<b>Totals</b>	<b>1.71</b>	<b>49-25</b>	<b>74</b>	<b>74</b>	<b>47</b>	<b>22/5</b>	<b>1</b>	<b>508.1</b>	<b>410</b>	<b>162</b>	<b>124</b>	<b>105</b>	<b>402</b>	<b>54</b>	<b>3</b>	<b>34</b>	<b>1870</b>	<b>.219</b>	<b>23</b>	<b>21</b>	<b>1</b>	<b>5</b>	<b>40</b>
<b>Opponents</b>	<b>2.88</b>	<b>25-49</b>	<b>74</b>	<b>74</b>	<b>51</b>	<b>9/4</b>	<b>2</b>	<b>495.1</b>	<b>502</b>	<b>258</b>	<b>204</b>	<b>230</b>	<b>296</b>	<b>80</b>	<b>6</b>	<b>36</b>	<b>1925</b>	<b>.261</b>	<b>24</b>	<b>17</b>	<b>3</b>	<b>16</b>	<b>63</b>

Passed Balls - Cal 9 (Scott 9), Opponents 18

Stolen Base/Attempts - Scott 34/53

## 2000 California Softball Individual Honors

### Paige Bowie

Most Outstanding Player, NCAA Regional

### Nicole DiSalvio

All-tournament, NCAA Regional

### Jocelyn Forest

All-tournament, NCAA Regional  
All-tournament, Capital Classic

### Candace Harper

All-Pac-10 (2nd team)  
All-Pacific Region (2nd team)  
All-tournament, Troy Cox Classic

### Lisa Iancin

All-Pac-10 (1st team)  
All-Pacific Region (2nd team)  
All-tournament, NCAA Regional  
All-tournament, NIST

### Veronica Nelson

All-Pac-10 (honorable mention)  
All-Pacific Region (2nd team)  
All-tournament, Troy Cox Classic

# 2000 Final Results

Date	Result	Opponent	Score	Cal Pitcher	Overall Record	Pac-10 Record	Cal R-H-E	Opponent R-H-E
2/4	W	vs. Sacramento State (12/X)+	3-0	Forest (1-0)	1-0		3-7-0	0-3-0
2/4	W	vs. San Jose State (12/X)+	5-1	DiSalvio (1-0)	2-0		5-10-0	1-6-2
2/5	W	vs. BYU (12/X)+	7-0	Forest (2-0)	3-0		7-9-1	0-1-2
2/11	W	vs. Florida State (12/X)#	1-0	Forest (3-0)	4-0		1-6-0	0-4-0
2/12	W	vs. Florida Atlantic (12/X)#	4-3	Forest (4-0)	5-0		4-5-2	3-6-0
2/12	W	vs. Florida A&M (12/X)#	7-0	Deering (1-0)	6-0		7-10-2	0-3-2
2/13	W	vs. Florida A&M (12/X)#	14-0 (5)	DiSalvio (2-0)	7-0		14-15-0	0-4-3
2/13	W	vs. Florida State (12/X)#	1-0	Forest (5-0)	8-0		1-5-0	0-2-1
2/18	W	vs. Loyola Marymount (12/X)^	5-0	Forest (6-0)	9-0		5-6-0	0-8-1
2/18	W	vs. Central Michigan (12/23)^	9-1	Forest (7-0)	10-0		9-7-0	1-5-2
2/19	W	vs. Portland State (12/X)^	7-1	Deering (2-0)	11-0		7-10-2	1-3-2
2/19	W	vs. Virginia (12/X)^	6-1	DiSalvio (3-0)	12-0		6-9-0	1-5-2
2/20	W	vs. UNLV (12/X)^	9-3	Forest (8-0)	13-0		9-16-0	3-6-3
2/23	W	at Saint Mary's (8/X)	5-0	Deering (3-0)	14-0		5-6-2	0-5-0
2/25	W	vs. New Mexico State (8/X)=	7-2	Deering (4-0)	15-0		7-12-0	2-7-4
2/25	W	vs. Florida (8/X)=	6-1 (8)	DiSalvio (4-0)	16-0		6-3-2	1-3-4
2/26	W	vs. Wichita State (8/X)=	4-3	DiSalvio (5-0)	17-0		4-9-2	3-5-2
2/26	W	vs. Oregon (8/25)=	12-1 (5)	Forest (9-0)	18-0		12-10-1	1-4-3
2/26	W	vs. New Mexico State (8/X)=	9-4	Forest (10-0)	19-0		9-11-1	4-8-2
2/27	L	vs. Oregon State (8/11)=	5-6	Forest (10-1)	19-1		5-10-1	6-10-0
3/3	W	vs. Missouri (7/X)%	1-0 (9)	Forest (11-1)	20-1		1-4-0	0-4-1
3/3	W	vs. Baylor (7/X)%	9-1 (5)	DiSalvio (6-0)	21-1		9-10-0	1-7-1
3/4	W	vs. Colorado State (7/X)%	3-1	Deering (5-0)	22-1		3-5-0	1-3-1
3/10	W	vs. Utah State (6/X)@	4-1	Deering (6-0)	23-1		4-10-0	1-3-0
3/10	W	vs. Kent State (6/X)@	10-5	DiSalvio (7-0)	24-1		10-17-2	5-9-4
3/10	W	vs. Nebraska (6/X)@	3-2	Forest (12-1)	25-1		3-8-0	2-4-1
3/11	W	vs. Utah (6/X)@	4-0	DiSalvio (8-0)	26-1		4-7-2	0-3-2
3/11	W	vs. San Jose State (6/X)@	6-3	Forest (13-1)	27-1		6-9-0	3-3-2
3/12	L	vs. Nebraska (6/X)@	1-4	Forest (13-2)	27-2		1-5-4	4-5-0
3/14	L	Utah (6/X)	2-5	DiSalvio (8-1)	27-3		2-7-2	5-6-1
3/16	W	vs. Portland State (5/X)&	2-1	Deering (7-0)	28-3		2-2-1	0-4-2
3/16	W	vs. Virginia (5/X)&	6-5	DiSalvio (9-1)	29-3		6-8-2	5-9-0
3/17	W	vs. Texas A&M-Corpus Christi (5/X)&	3-2	Deering (8-0)	30-3		3-7-1	2-4-2
3/17	L	vs. Wisconsin (5/X)&	1-2 (8)	DiSalvio (9-2)	30-4		1-4-1	2-3-2
3/18	W	vs. San Jose State (5/X)&	3-0	DiSalvio (10-2)	31-4		3-5-1	0-4-2
3/18	W	vs. Utah (5/X)&	2-1 (9)	Forest (14-2)	32-4		2-3-1	1-2-1
3/19	W	vs. Wisconsin (5/X)&	1-0	DiSalvio (11-2)	33-4		1-5-0	0-7-2
3/19	W	vs. Oregon (5/23)&	3-0	Forest (15-2)	34-4		3-3-0	0-6-2
3/22	W	Cal Poly (4/X)	5-1	Forest (16-2)	35-4		5-7-0	1-5-2
3/22	W	Cal Poly (4/X)	6-0	DiSalvio (12-2)	36-4		6-13-3	0-0-0
3/25	W	Stanford* (4/8)	6-5 (12)	Forest (17-2)	37-4	1-0	6-8-3	5-7-1
3/26	L	at Stanford* (4/8)	0-2	DiSalvio (12-3)	37-5	1-1	0-3-2	2-7-1
3/29	L	Pacific (4/X)	2-3	Forest (17-3)	37-6		2-6-0	3-7-1
3/29	L	Pacific (4/X)	1-4	DiSalvio (12-4)	37-7		1-5-1	4-8-0
3/31	L	UCLA* (4/3)	1-6	Forest (17-4)	37-8	1-2	1-4-0	6-12-1
4/1	W	Washington* (4/1)	2-0	Forest (18-4)	38-8	2-2	2-7-0	0-6-2
4/2	L	Washington* (4/1)	1-10 (5)	Forest (18-5)	38-9	2-3	1-1-2	10-7-0
4/7	L	at Arizona* (7/2)	1-4	Forest (18-6)	38-10	2-4	1-6-0	3-11-0
4/8	L	at Arizona State* (7/4)	0-1	DiSalvio (12-5)	38-11	2-5	0-6-1	1-2-3
4/9	W	at Arizona State* (7/4)	4-0	DiSalvio (13-5)	39-11	3-5	4-10-1	0-7-1
4/14	L	Oregon* (8/23)	2-3	DiSalvio (13-6)	39-12	3-6	2-7-0	3-5-0
4/15	L	Oregon State* (8/14)	2-5	Forest (18-7)	39-13	3-7	2-9-3	5-8-0
4/16	L	Oregon State* (8/14)	0-4	DiSalvio (13-7)	39-14	3-8	0-3-1	4-7-1
4/19	W	at Santa Clara (9/X)	3-1	Deering (9-0)	40-14		3-7-1	1-7-2
4/19	W	at Santa Clara (9/X)	6-4	DiSalvio (14-7)	41-14		6-11-2	4-7-2
4/22	L	at Stanford* (9/12)	0-2	Forest (18-8)	41-15	3-9	0-7-0	2-6-1
4/28	L	at Washington* (9/1)	1-3	Forest (18-9)	41-16	3-10	1-7-1	3-8-0
4/29	L	at UCLA* (9/3)	0-8 (6)	DiSalvio (14-8)	41-17	3-11	0-3-2	8-12-2
4/30	L	at UCLA* (9/3)	0-5	Forest (18-10)	41-18	3-12	0-5-1	5-12-0
5/3	L	Sacramento State (9/X)	1-2	DiSalvio (14-9)	41-19		1-4-0	2-5-1
5/3	W	Sacramento State (9/X)	4-0	Forest (19-10)	42-19		4-9-0	0-2-1
5/5	W	at Oregon State* (9/12)	1-0	DiSalvio (15-9)	43-19	4-12	1-4-0	0-5-0
5/6	W	at Oregon* (9/16)	4-0	Forest (20-10)	44-19	5-12	4-6-0	0-4-0
5/7	L	at Oregon* (9/16)	0-4	Forest (20-11)	44-20	5-13	0-2-0	4-3-0
5/12	W	Arizona State* (10/5)	1-0	DiSalvio (16-9)	45-20	6-13	1-8-0	0-2-0
5/13	L	Arizona* (10/2)	1-4	Forest (20-12)	45-21	6-14	1-2-2	4-4-1
5/13	L	Arizona* (10/2)	3-8	DiSalvio (16-10)	45-22	6-15	3-5-0	8-10-0
5/18	W	vs. Florida! (10/X)	2-0	Forest (21-12)	46-22		2-6-0	0-4-1
5/19	W	vs. Cal State Fullerton! (10/12)	3-2	Forest (22-12)	47-22		4-6-0	2-4-0
5/20	L	at Fresno State! (10/6)	0-2	Forest (22-13)	47-23		0-2-0	2-5-0
5/21	W	vs. Florida! (10/X)	2-1	Forest (23-13)	48-23		2-2-1	1-5-4
5/21	W	at Fresno State! (10/6)	2-0	DiSalvio (17-10)	49-23		2-4-1	0-5-1
5/25	L	vs. Oklahoma\$ (10/4)	1-2	Forest (23-14)	49-24		1-6-0	2-6-1
5/27	L	vs. Arizona\$ (10/2)	0-6	DiSalvio (17-11)	49-25		0-5-0	6-11-1

+at Early Bird Tournament, San Jose, CA

@at National Invitational Softball Tournament, Sunnyvale, CA

=at Troy Cox Classic, Las Cruces, NM

%at Easton Showcase Tournament, Fullerton, CA

^at UNLV Classic, Las Vegas, NV

!at NCAA Regional, Fresno, CA

#at Seminole Classic, Tallahassee, FL

&at Capital Classic, Sacramento, CA

\$at College World Series, Oklahoma City, OK

Home games at Levine-Fricke Field  
DH - Doubleheader

\*Pacific-10 Conference Game  
Numbers in parentheses refer to Cal/opponent ranking



# Pacific-10 Conference

## 2000 Final Standings

	CONFERENCE						OVERALL						
	W	L	PCT	HOME	AWAY	GB	W	L	T	PCT	HOME	AWAY	STREAK
1. Washington (5)	17	4	.810	9-2	8-2	—	62	9	0	.873	15-2	46-5	Lost 2
2. Arizona (3)	16	4	.800	9-1	7-3	.5	59	9	0	.868	29-3	28-4	Lost 1
3. UCLA (2)	14	7	.667	6-4	8-3	3	46	12	1	.788	14-4	29-7-1	Lost 1
4. Stanford (18)	9	12	.429	4-7	5-5	8	45	18	0	.714	15-7	30-11	Lost 2
5. Arizona State (10)	8	13	.381	5-6	3-7	9	43	20	0	.683	26-9	17-11	Lost 1
6. Oregon State (12)	7	13	.350	3-7	4-6	9.5	40	21	1	.653	3-7	37-14-1	Lost 1
7. California (7)	6	15	.286	3-7	3-8	11	49	25	0	.662	6-11	43-12	Lost 2
Oregon (16)	6	15	.286	2-10	4-5	11	36	29	0	.554	6-11	30-18	Lost 1

Number in parentheses refers to final USA Today/NFCA final ranking.



## NCAA Regional Results

### At Seattle, WA

WASHINGTON 5, Army 0  
 WASHINGTON 1, Western Illinois 0  
 WASHINGTON 4, Mississippi State 1  
 WASHINGTON 9, Utah 0

### At Tucson, AZ

ARIZONA 8, Mid. Tenn. State 0  
 ARIZONA 10, Massachusetts 0  
 ARIZONA 13, Nebraska 0  
 ARIZONA 5, Nebraska 0

### At Norman, OK

OREGON STATE 1, Northwestern 0  
 OREGON STATE 4, Arkansas 1  
 Oklahoma 5, OREGON STATE 3  
 OREGON STATE 4, Northwestern 0  
 Oklahoma 3, OREGON STATE 2

### At Los Angeles, CA

UCLA 8, Canisius 0  
 UCLA 10, Long Beach State 4  
 UCLA 6, Florida State 1  
 UCLA 7, Florida State 1

### At Tempe, AZ

ARIZONA STATE 9, Coastal Carolyn 1  
 ARIZONA STATE 4, Texas A&M 2  
 Alabama 4, ARIZONA STATE 1  
 ARIZONA STATE 2, Coastal Carolyn 1  
 Alabama 3, ARIZONA STATE 1

### At Fresno, CA

CALIFORNIA 2, Florida 0  
 CALIFORNIA 3 CS Fullerton 2  
 Fresno State 2, CALIFORNIA 0  
 CALIFORNIA 2, Florida 1  
 CALIFORNIA 2, Fresno State 0

### At Ann Arbor, MI

Cent. Mich. 2, STANFORD 1  
 Michigan 5, STANFORD 4

## College World Series Results

### At Oklahoma City, OK

**Thursday, May 25**  
 WASHINGTON 3, DePaul 2  
 UCLA 4, Alabama 1  
 Oklahoma 2, CALIFORNIA 1  
 Southern Mississippi 1, ARIZONA 0

### Saturday, May 27

UCLA 3, WASHINGTON 2  
 ARIZONA 6, CALIFORNIA 0  
 ARIZONA 4, WASHINGTON 2

### Sunday, May 28

UCLA 6, Southern Mississippi 0  
 Oklahoma 1, ARIZONA 0

### Monday, May 29

Oklahoma 3, UCLA 1

## All-Pac-10 Team

### First Team

Player	School	Year	Position
Tarrah Beyster	Oregon State	Jr	P/UT
Jamie Clark	Washington	Fr	UT
Jennie Finch	Arizona	So	P/1B
Amanda Freed	UCLA	So	P
Nicole Giordano	Arizona	Jr	OF
Jamie Graves	Washington	Sr	P
<b>Lisa Iancin</b>	<b>California</b>	<b>Sr</b>	<b>2B</b>
Lyndsey Klein	UCLA	Sr	2B
Julie Marshall	UCLA	Sr	C
Jessica Mendoza	Stanford	So	OF
Jennifer Spediacci	Washington	Sr	P
Jenny Topping	Washington	Fr	C
Kirsten Voak	Arizona State	So	P
Natasha Watley	UCLA	Fr	SS

### Second Team

Player	School	Year	Position
Allison Andrade	Arizona	Jr	SS
Sarah Beeson	Stanford	So	1B
Kara Brun	Arizona State	Fr	SS
Missy Coe	Oregon	So	C
Triawn Custer	Oregon	Jr	3B
Kim DePaul	Washington	Jr	3B
<b>Candace Harper</b>	<b>California</b>	<b>So</b>	<b>3B</b>
Becky Lemke	Arizona	Jr	P
Rosie Leutzinger	Washington	Sr	SS
Toni Mascarenas	Arizona	Jr	3B
Dana Sorensen	Stanford	Fr	P
Katie Swan	Arizona	Sr	2B
Nichole Thompson	Arizona State	So	OF
Robin Walker	Stanford	So	2B

## Cal Honorable Mention

Veronica Nelson

# Honors and Awards

## Olympic Team

- 2000 **Nicole DiSalvio** (Italy)  
 1996 Gillian Boxx (U.S.), Michele Granger (U.S.), Lisa Martinez (Puerto Rico)

## All-American

- 1996 Whitney Floyd (3rd team)  
 1995 Jenny Ackley (2nd team), Gillian Boxx (1st team), Whitney Floyd (2nd team)  
 1994 Gillian Boxx (3rd team)  
 1993 Gillian Boxx (1st team), Michele Granger (1st team), Keri Kropke (2nd team)  
 1992 Gillian Boxx (2nd team), Michele Granger (1st team)  
 1991 Michele Granger (1st team)  
 1990 Michele Granger (1st team)  
 1983 Pam Reinoehl (1st team)  
 1982 Kelly Kirkland (1st team), Shari Fisher (1st team)  
 1981 Shari Fisher (1st team), Leslie Partch (1st team)

## All-Region

- 2000 **Candace Harper** (2nd team), Lisa Iancin (2nd team), **Veronica Nelson** (2nd team)  
 1999 **Candace Harper** (2nd team), Lisa Iancin (2nd team)  
 1998 Lisa Iancin (1st team)  
 1997 Jenny Ackley (2nd team)  
 1996 Whitney Floyd (2nd team), Holly Yost (2nd team)



*Michele Granger, a four-time All-American for the Bears, is a member of the Cal Athletic Hall of Fame.*

- 1995 Jenny Ackley (1st team), Gillian Boxx (1st team), Whitney Floyd (1st team)  
 1994 Gillian Boxx (2nd team), Kendall Richards (2nd team), Anne Walsh (2nd team)  
 1993 Gillian Boxx (1st team), Michele Granger (1st team), Keri Kropke (1st team), Kendall Richards (2nd team), Tonya Seymore (2nd team), Laura Terada (2nd team)  
 1992 Gillian Boxx (2nd team), Michele Granger (1st team), Jennifer Horgan (1st team), Sue Jacquez (1st team), Keri Kropke (2nd team)  
 1991 Michele Granger (1st team), Keri Kropke (1st team), Heather Smittle (2nd team)  
 1990 Michele Granger (1st team), Sue Jacquez (2nd team), Tina Montoya (2nd team)  
 1989 Robyn Burgess (2nd team), Angie Jacobs (1st team), Marielle Vaughn (1st team)  
 1988 Angie Jacobs (2nd team), Kim Moe (1st team), Caryn Williams (1st team)  
 1987 Kim Moe (1st team)  
 1986 Stephanie Hinds (1st team), Lisa Martinez (1st team), Kim Moe (1st team)  
 1985 Erin Cassidy (2nd team), Stephanie Hinds (1st team), Lisa Martinez (1st team), Kim Moe (1st team), Caryn Williams (2nd team)  
 1984 Roni Deutch (1st team), Stephanie Hinds (2nd team)  
 1982 Shari Fisher (1st team), Kelly Kirkland (1st team), Leslie Partch (1st team), Pam Reinoehl (1st team)  
 1981 Shari Fisher (1st team), Leslie Partch (1st team)  
 1980 Shari Fisher (1st team), Leslie Partch (1st team)

## All-Conference

- 2000 **Candace Harper** (2nd team), Lisa Iancin (1st team), **Veronica Nelson** (honorable mention)  
 1999 **Paige Bowie** (2nd team), **Jocelyn Forest** (2nd team), **Candace Harper** (2nd team)  
 1998 Lisa Iancin (2nd team), Whitney Floyd (2nd team)  
 1997 Jenny Ackley (2nd team), Melanie McCart (1st team), Holly Yost (2nd team)  
 1996 Whitney Floyd (1st team), Melanie McCart (2nd team), Jessica Parker (2nd team)  
 1995 Jenny Ackley (2nd team), Gillian Boxx (1st team), Whitney Floyd (1st team), Melanie McCart (2nd team)  
 1994 Gillian Boxx (1st team), Melanie McCart (2nd team), Kendall Richards (1st team), Anne Walsh (2nd team)  
 1993 Gillian Boxx (1st team), Michele Granger (1st team), Keri Kropke (1st team), Janeen LaGrace (2nd team), Kendall Richards (2nd team), Tonya Seymore (2nd team)  
 1992 Gillian Boxx (2nd team), Michele Granger (1st team), Jennifer Horgan (2nd team), Sue Jacquez (1st team), Keri Kropke (2nd team), Janeen LaGrace (1st team), Tonya Seymore (2nd team)  
 1991 Robyn Burgess (2nd team), Michele Granger (1st team), Keri Kropke (1st team), Janeen LaGrace (1st team), Heather Smittle (2nd team)  
 1990 Michele Granger (1st team), Sue Jacquez (2nd team), Tina Montoya (2nd team)  
 1989 Val Altamirano (1st team), Marielle Vaughn (1st team)  
 1988 Kim Moe (1st team)  
 1987 Kim Moe (1st team)  
 1986 Erin Cassidy, Roni Deutch, Stephanie Hinds, Lisa Martinez  
 1985 Roni Deutch, Stephanie Hinds, Angie Jacobs, Lisa Martinez

- 1984 Roni Deutch
- 1983 Roni Deutch, Kelly Kirkland, Pam Reinoehl
- 1982 Kelly Kirkland, Katy Meyer, Leslie Partch, Pam Reinoehl
- 1981 Roxi Bardwell, Shari Fisher, Kelly Kirkland, Leslie Partch, Pam Reinoehl, Andria Sievers, Margaret Sutter
- 1980 Roxi Bardwell, Shari Fisher, Pam Goldsborough, Leslie Partch, Pam Reinoehl, Cheryl Smith, Ann Wondolowski
- 1979 Vicki Cody, Shari Fisher, Mary Fleming, Pam Goldsborough, Sue Kensill, Pat Martinez, Leslie Partch, Michelle Quinney
- 1978 Themy Jo Adachi, Debbie Chaw, Vicki Cody

### ***NCAA College World Series All-Tournament***

- 1999 Lisa Iancin
- 1986 Roni Deutch

### ***NCAA Regional All-Tournament***

- 2000 **Paige Bowie** (MOP), **Nicole DiSalvio**, **Jocelyn Forest**, Lisa Iancin
- 1999 **Nicole DiSalvio**, Kirsten Drake, **Jocelyn Forest** (MOP), **Candace Harper**, Lisa Iancin, **Amber Phillips**
- 1998 Lisa Iancin, Holly Yost, Megumi Takasaki
- 1997 Jessica Parker, Megumi Takasaki, Holly Yost

### ***Academic All-American***

- 1999 **Paige Bowie** (District)
- 1996 Anne Walsh (District)
- 1993 Keri Kropke (District)
- 1992 Keri Kropke (District), Sue Jacquez (District)
- 1991 Keri Kropke (District)
- 1990 Sue Jacquez (2nd team), Kim Kappus (2nd team)

### ***Academic All-Pac-10***

- 1999 **Paige Bowie** (1st team), Maiko Bristow (1st team), Megumi Takasaki (2nd team), Holly Yost (2nd team)
- 1998 Holly Yost (1st team), Paige Bowie (2nd team), Maiko Bristow (2nd team), Valerie Nicklas (2nd team), Megumi Takasaki (2nd team)
- 1997 Jessica Parker (1st team), Megumi Takasaki (2nd team), Holly Yost (2nd team)

- 1996 Jessica Parker (2nd team), Anne Walsh (2nd team)
- 1993 Keri Kropke (1st team), Lisa O'Connor (1st team), Erika Perez (1st team)
- 1992 Marlo Cruz-Sands (1st team), Sue Jacquez (1st team), Keri Kropke, Lidia Stiglich (1st team)
- 1991 Sue Jacquez (1st team), Keri Kropke (1st team), Lidia Stiglich (1st team), Anne Williams (1st team)

### ***Honda Inspiration Award***

- 1989 Angie Jacobs

### ***Honda Sports Award Finalist***

- 1995 Gillian Boxx
- 1993 Michele Granger
- 1992 Michele Granger
- 1991 Michele Granger
- 1990 Michele Granger
- 1982 Leslie Partch
- 1981 Leslie Partch
- 1980 Shari Fisher

### ***Conference Newcomer of the Year***

- 1986 Erin Cassidy (NorPac)
- 1985 Angie Jacobs (NorPac)

### ***Conference Player of the Year***

- 1985 Lisa Martinez (NorPac)

### ***Conference Coach of the Year***

- 1991 **Diane Ninemire** (Pac-10)
- 1987 Donna Terry (Pac-10)
- 1979 Bonnie Johnson (NorCal)

### ***Conference Championship***

- 1987 Pacific-10
- 1981 NorCal
- 1980 NorCal
- 1979 NorCal

## ***Golden Bear Olympians***

The 2000 Olympics marked another Summer Olympics in which a member of the Cal softball team represented her country in world competition. Nicole DiSalvio, a senior from Fullerton, CA, represented Italy in the Sydney games. DiSalvio pitched 16.2 innings, allowed six runs (all unearned), gave up five hits while recording 11 strikeouts. She finished with an 0-2 record, but earned a save after pitching the final inning in relief of Italy's 1-0 win over New Zealand.

In the summer of 1996, three former members of the Cal softball team represented their countries at the Olympics in Atlanta: pitcher Michele Granger (USA), catcher Gillian Boxx (USA) and pitcher Lisa Martinez (Puerto Rico). Granger and Boxx helped lead the United States to the first ever gold medal in softball, while Martinez and Granger faced off as starting pitchers in the first Olympic softball game.

Boxx batted .250 with 3 RBI in the Games, while Granger was 2-0 with a 0.87 ERA and 25 strikeouts. Her wins came in the opener vs. Puerto Rico and in the gold medal game against China.

Granger (1989-93) and Boxx (1992-95) were four-time All-Americans, and Martinez (1984-86) was the NorPac Conference Player of the Year in 1985.



*Clockwise from top left: Gillian Boxx, Lisa Martinez, Michele Granger, and Nicole DiSalvio.*

# California Career Records

## Batting

### Games

Player	No.	Years
1. Lisa Iancin	268	1997-00
2. Katie May	256	1996-99
3. Maiko Bristow	252	1996-99
4. Jessica Parker	248	1993-97
4. Melanie McCart	248	1994-97
4. Christy Calderon	248	1988-91

### At Bats

Player	No.	Years
1. Lisa Iancin	823	1997-00
2. Gillian Boxx	742	1992-95
3. Megumi Takasaki	740	1996-99
4. Melanie McCart	733	1994-97
5. Jessica Parker	723	1993-97

### Runs

Player	No.	Years
1. Gillian Boxx	156	1992-95
2. Pam Reinoehl	132	1980-83
3. Megumi Takasaki	128	1996-99
4. Lisa Iancin	114	1997-00
5. Keri Kropke	113	1990-93

### Hits

Player	No.	Years
1. Gillian Boxx	274	1992-95
2. Lisa Iancin	260	1997-00
3. Pam Reinoehl	223	1980-83
4. Jenny Ackley	211	1995-98
5. Megumi Takasaki	209	1996-99

### Doubles

Player	No.	Years
1. Melanie McCart	47	1994-97
2. Gillian Boxx	44	1992-95
3. Jessica Parker	42	1993-97
4. Lisa Iancin	41	1997-00
5. Katie May	38	1996-99

### Triples

Player	No.	Years
1. Keri Kropke	17	1990-93
2. Vicki Cody	15	1977-79
3. Pam Reinoehl	14	1980-83
3. Corinne Foo	14	1977-80
5. Kendall Richards	11	1993-94

### Home Runs

Player	No.	Years
1. Melanie McCart	28	1994-97
2. Pam Reinoehl	19	1980-83
3. Lisa Iancin	15	1997-00
3. Megumi Takasaki	15	1996-99
5. Veronica Nelson	14	2000-

### RBI


Player	No.	Years
1. Melanie McCart	153	1994-97
2. Gillian Boxx	146	1992-95
3. Jenny Ackley	110	1995-98
4. Lisa Iancin	107	1997-00
5. Jessica Parker	95	1993-97

## Batting Average (min. 250 ABs)

Player	Avg.	Years
1. Kendall Richards	.377	1993-94
2. Gillian Boxx	.369	1992-95
3. Pam Goldsborough	.356	1979-80
4. Pam Reinoehl	.340	1980-83
5. Kelly Kirkland	.328	1981-83

## Total Bases

Player	No.	Years
1. Gillian Boxx	372	1992-95
2. Lisa Iancin	350	1997-00
3. Melanie McCart	348	1994-97
4. Pam Reinoehl	333	1980-83
5. Megumi Takasaki	294	1996-99



*Pam Reinoehl, who hit .340 during her career at Cal, had 19 home runs for the Bears.*

## Slugging Percentage (min. 250 ABs)

Player	Pct.	Years
1. Kendall Richards	.578	1993-94
2. Corinne Foo	.510	1977-80
3. Pam Reinoehl	.508	1980-83
4. Gillian Boxx	.501	1992-95
5. Melanie McCart	.475	1994-97

## Stolen Bases

Player	No.	Years
1. Keri Kropke	74	1990-93
2. Pam Reinoehl	60	1980-83
3. Vicki Cody	55	1977-79
4. Pam Goldsborough	39	1979-80
5. Tina Montoya	33	1989-92

## Sacrifices

Player	No.	Years
1. Kirsten Drake	60	1995-99
2. Stephanie Hinds	57	1984-87
3. Laura Terada	53	1992-95
4. Lynda Wills	52	1985-88
5. Roxi Bardwell	45	1980-82

## Hit by Pitch

Player	No.	Years
1. Holly Yost	17	1996-99
2. Marielle Vaughn	11	1989
3. Megumi Takasaki	10	1996-99
3. Jessica Parker	10	1993-97
3. Tina Montoya	10	1989-92

## Walks

Player	No.	Years
1. Gillian Boxx	105	1992-95
<b>2. Veronica Nelson</b>	<b>87</b>	<b>2000-</b>
3. Melanie McCart	83	1994-97
4. Katie May	78	1996-99
5. Keri Kropke	76	1990-93

## Strikeouts

Player	No.	Years
1. Melanie McCart	163	1994-97
2. Katie May	109	1996-99
3. Keri Kropke	95	1990-93
4. Jessica Parker	92	1993-97
5. Maiko Bristow	84	1996-99

## Fielding

### Putouts

Player	No.	Years
1. Melanie McCart	1492	1994-97
2. Lidia Stiglich	1396	1989-92
3. Gillian Boxx	1389	1992-95
4. Megumi Takasaki	1139	1996-99
5. Shari Fisher	1086	1979-82

### Assists

Player	No.	Years
1. Katie May	596	1996-99
2. Roni Deutch	554	1983-86
3. Lisa Iancin	517	1997-00
4. Christy Calderon	502	1988-91
5. Jessica Parker	420	1993-97

### Errors

Player	No.	Years
1. Katie May	84	1996-99
2. Caryn Williams	67	1985-88
3. Sue Jacquez	52	1989-92
4. Kirsten Drake	47	1995-99
5. Roni Deutch	46	1983-86

## Pitching

### Wins

Player	No.	Years
1. Michele Granger	119	1989-93
2. Leslie Partch	92	1979-82
3. Whitney Floyd	80	1994-98
4. Margaret Sutter	76	1981-84
5. Kim Moe	68	1985-88

**Bold indicates current player**

## Saves

Player	No.	Years
<b>1. Nicole DiSalvio</b>	<b>8</b>	<b>1998-</b>
2. Holly Yost	5	1996-99
2. Whitney Floyd	5	1994-98
4. Michele Granger	4	1989-93
5. Lisa Martinez	3	1984-86

## Games

Player	No.	Years
1. Michele Granger	183	1989-93
2. Whitney Floyd	156	1994-98
3. Leslie Partch	123	1979-82
4. Kim Moe	122	1985-88
5. Margaret Sutter	118	1981-84

## Games Started

Player	No.	Years
1. Michele Granger	162	1989-93
2. Whitney Floyd	142	1994-98
3. Leslie Partch	119	1979-82
4. Margaret Sutter	112	1981-84
5. Kim Moe	110	1985-88

## Complete Games

Player	No.	Years
1. Michele Granger	155	1989-93
2. Leslie Partch	118	1979-82
3. Margaret Sutter	105	1981-84
4. Whitney Floyd	102	1994-98
5. Kim Moe	100	1985-88

## Innings Pitched

Player	No.	Years
1. Michele Granger	1202.2	1989-93
3. Whitney Floyd	908.0	1994-98
3. Leslie Partch	891.0	1979-82
4. Margaret Sutter	830.0	1981-84
5. Kim Moe	812.1	1985-88

## Earned Run Avg. (min. 200 IP)

Player	ERA	Years
1. Leslie Partch	0.44	1979-82
2. Michele Granger	0.46	1989-93
3. Lisa Martinez	0.59	1984-86
4. Margaret Sutter	0.74	1981-84
5. Robyn Burgess	0.78	1989-92

## Strikeouts

Player	No.	Years
1. Michele Granger	1640	1989-93
2. Leslie Partch	982	1979-82
3. Whitney Floyd	628	1994-98
4. Robyn Burgess	547	1989-92
5. Anne Walsh	525	1994-96

## Shutouts

Player	No.	Years
1. Michele Granger	94	1989-93
2. Leslie Partch	63	1979-82
3. Margaret Sutter	51	1981-84
4. Robyn Burgess	45	1989-92
5. Kim Moe	39	1985-88
5. Erin Cassidy	39	1986-89

# California Season Records

## Batting

### Games

Player	No.	Year
1. Lisa Iancin	74	2000
<b>1. Veronica Nelson</b>	<b>74</b>	<b>2000</b>
<b>1. Candace Harper</b>	<b>74</b>	<b>2000</b>
<b>1. Pauline Dueñas</b>	<b>74</b>	<b>2000</b>
<b>1. Eryn Manahan</b>	<b>74</b>	<b>2000</b>
<b>1. Courtney Scott</b>	<b>74</b>	<b>2000</b>

### At Bats

Player	No.	Year
<b>1. Candace Harper</b>	<b>230</b>	<b>2000</b>
<b>2. Eryn Manahan</b>	<b>228</b>	<b>2000</b>
<b>3. Pauline Dueñas</b>	<b>227</b>	<b>2000</b>
3. Lisa Iancin	227	2000
5. Lisa Iancin	222	1999

### Runs

Player	No.	Year
1. Gillian Boxx	56	1995
2. Kendall Richards	52	1994
3. Pam Reinoehl	49	1980
4. Gillian Boxx	44	1993
5. Marielle Vaughn	42	1989

### Hits

Player	No.	Year
1. Gillian Boxx	90	1995
2. Kendall Richards	81	1994
3. Lisa Iancin	74	2000
4. Jen Ackley	73	1995
5. Gillian Boxx	72	1994

### Doubles

Player	No.	Year
<b>1. Candace Harper</b>	<b>17</b>	<b>2000</b>
1. Lisa Iancin	17	2000
3. Jessica Parker	16	1997
4. Melanie McCart	15	1997
4. Melanie McCart	15	1995
4. Sue Jacquez	15	1991

### Triples

Player	No.	Year
1. Kendall Richards	10	1994
2. Pam Reinoehl	7	1983
2. Corinne Foo	7	1980
4. Lisa Martinez	6	1985
4. Keri Kropke	6	1990
4. Vicki Cody	6	1978

### Home Runs

Player	No.	Year
<b>1. Veronica Nelson</b>	<b>14</b>	<b>2000</b>
2. Melanie McCart	10	1997
3. Melanie McCart	9	1996
<b>4. Amber Phillips</b>	<b>7</b>	<b>1999</b>

More tied with 7

## RBI

Player	No.	Year
1. Melanie McCart	54	1997
2. Jen Ackley	47	1995
3. Gillian Boxx	44	1993
<b>4. Veronica Nelson</b>	<b>42</b>	<b>2000</b>
4. Gillian Boxx	42	1994

## Batting Average (min. 100 ABs)

Player	Avg.	Year
1. Gillian Boxx	.466	1995
2. Kendall Richards	.420	1994
3. Leslie Partch	.395	1979
4. Lisa Martinez	.393	1985
5. Pam Goldsborough	.383	1979

## Total Bases

Player	No.	Year
1. Kendall Richards	136	1994
2. Gillian Boxx	132	1995
3. Lisa Iancin	108	1999
<b>4. Candace Harper</b>	<b>102</b>	<b>2000</b>
4. Melanie McCart	102	1997
4. Jen Ackley	102	1995

## Slugging Percentage (min. 100 ABs)

Player	Pct.	Year
1. Kendall Richards	.705	1994
2. Gillian Boxx	.684	1995
3. Pam Reinoehl	.643	1983
<b>4. Veronica Nelson</b>	<b>.599</b>	<b>2000</b>
5. Lisa Martinez	.571	1985

## Stolen Bases

Player	No.	Year
1. Keri Kropke	28	1992
2. Keri Kropke	25	1991
3. Vicki Cody	22	1979
3. Marielle Vaughn	22	1989
5. Pam Goldsborough	21	1979

## Sacrifices

Player	No.	Year
1. Lynda Wills	27	1988
2. Laura Terada	26	1995
3. Kirsten Drake	25	1997
4. Roxi Bardwell	24	1981
5. Laura Terada	21	1994

## Hit by Pitch

Player	No.	Year
1. Marielle Vaughn	11	1989
2. Holly Yost	9	1997
3. Lidia Stiglich	6	1992
4. Jessica Parker	5	1997
4. Kim Kappus	5	1990

**Bold** indicates current player

## Walks

Player	No.	Year
<b>1. Veronica Nelson</b>	<b>87</b>	<b>2000</b>
2. Gillian Boxx	36	1995
3. Melanie McCart	32	1995
4. Keri Kropke	31	1993
5. Kendall Richards	30	1994

## Strikeouts

Player	No.	Year
1. Melanie McCart	54	1994
2. Katie May	44	1999
<b>3. Eryn Manahan</b>	<b>40</b>	<b>2000</b>
4. Melanie McCart	39	1996
<b>5. Courtney Scott</b>	<b>38</b>	<b>2000</b>
5. Mary Fleming	38	1981

## Fielding

### Putouts

Player	No.	Year
1. Melanie McCart	489	1996
2. Lidia Stiglich	483	1991
<b>3. Veronica Nelson</b>	<b>478</b>	<b>2000</b>
4. Gillian Boxx	470	1993
5. Lidia Stiglich	449	1992

### Assists

Player	No.	Year
1. Candace Harper	169	2000
2. Katie May	166	1998
3. Lisa Iancin	161	1998
4. Christy Calderon	161	1988
5. Katie May	156	1999

### Errors

Player	No.	Year
1. Emily Schwegman	36	1978
2. Kirsten Drake	25	1995
<b>3. Eryn Manahan</b>	<b>23</b>	<b>2000</b>
3. Katie May	23	1999
5. Katie May	22	1997
5. Katie May	22	1998

## Pitching

### Wins

Player	No.	Year
1. Michele Granger	33	1991
2. Leslie Partch	31	1980
3. Michele Granger	30	1993
3. Michele Granger	30	1992
5. Holly Yost	29	1997

### Saves

Player	No.	Year
<b>1. Nicole DiSalvio</b>	<b>4</b>	<b>1998</b>
<b>2. Nicole DiSalvio</b>	<b>3</b>	<b>1999</b>
2. Whitney Floyd	3	1996

2. Michele Granger	3	1991
2. Lisa Martinez	3	1986

### Games

Player	No.	Year
1. Holly Yost	56	1997
2. Michele Granger	48	1993
3. Michele Granger	47	1991
<b>4. Jocelyn Forest</b>	<b>43</b>	<b>2000</b>
5. Michele Granger	42	1990
5. Michele Granger	42	1992

### Games Started

Player	No.	Year
1. Holly Yost	46	1997
2. Michele Granger	44	1993
3. Michele Granger	41	1991
4. Michele Granger	37	1990
5. Leslie Partch	36	1980
5. Michele Granger	36	1992
5. Whitney Floyd	36	1998

### Complete Games

Player	No.	Year
1. Michele Granger	40	1993
1. Michele Granger	40	1991
3. Holly Yost	37	1997
4. Michele Granger	36	1990
4. Leslie Partch	36	1980

### Innings Pitched

Player	No.	Year
1. Michele Granger	321.0	1993
2. Holly Yost	319.1	1997
3. Michele Granger	312.1	1991
4. Michele Granger	277.2	1990
5. Michele Granger	266.2	1992

### Earned Run Avg (min. 100 IP)

Player	ERA	Year
1. Lisa Martinez	0.22	1986
2. Leslie Partch	0.27	1979
3. Leslie Partch	0.28	1981
4. Margaret Sutter	0.32	1981
5. Michele Granger	0.35	1990

### Strikeouts

Player	No.	Year
1. Michele Granger	484	1993
2. Michele Granger	463	1991
3. Michele Granger	329	1992
4. Michele Granger	327	1990
5. Leslie Partch	299	1980

### Shutouts

Player	No.	Year
1. Michele Granger	26	1992
2. Michele Granger	25	1991
3. Michele Granger	23	1993
4. Leslie Partch	21	1980
5. Leslie Partch	19	1981

# California Team Records

## Team Batting – Season

Highest Batting Average .....	.328	1977
Most At Bats .....	1925	2000
Most Runs Scored .....	281	1999
Most Hits .....	522	1999
Most RBI .....	249	1999
Most Doubles .....	80	1992 & 2000
Most Triples .....	20	1977
Most Home Runs .....	38	1999
Most Total Bases .....	736	1999
Most Stolen Bases .....	104	1979
Most Strikeouts .....	296	2000
Most Bases on Balls .....	230	2000
Most Times Hit by Pitch .....	32	1997
Most Sacrifices .....	117	1988

## Team Fielding – Season

Most Putouts .....	1525	2000
Most Assists .....	680	1985
Most Errors .....	137	1978
Highest Fielding Average .....	.972	1980 & 2000

## Team Pitching – Season

Most Games .....	74	2000
Most Wins .....	51	1999
Most Losses .....	28	1990
Most Saves .....	7	1998
Most Complete Games .....	61	1991
Most Shutouts .....	38	1992
Most Strikeouts .....	606	1991
Most Bases on Balls .....	140	1997
Lowest ERA .....	0.30	1981
Most Innings .....	508.1	2000
Most No-hitters .....	10	1993
Most Perfect Games .....	2	1989, '91, '92
Fewest Runs Allowed .....	35	1981
Fewest Earned Runs Allowed .....	20	1981
Fewest Hits Allowed .....	161	1979
Fewest Doubles Allowed .....	10	1983, '84
Fewest Triples Allowed .....	0	1999
Fewest Home Runs Allowed .....	0	1986, '91
Most Wild Pitches .....	33	1996
Most Hit Batters .....	22	1997

# California No-Hitters

Pitcher	Opponent	Score	Date
N. DiSalvio & J. Deering	Cal Poly	6-0	3/22/00
Jocelyn Forest	Massachusetts	2-0 (8)	5/22/99
Nicole DiSalvio	Georgia	3-0	2/14/99
Nicole DiSalvio	San Jose State*	8-0 (6)	2/3/99
Whitney Floyd	Oregon State	1-0 (10)	4/5/98
Anne Walsh	Santa Clara	1-0	2/26/95
A. Walsh & W. Floyd	St. Mary's	2-0	4/20/94
Anne Walsh	Iowa	5-0	3/27/94
Whitney Floyd	Arizona State	6-0	3/12/94
A. Walsh & S. Kerson	Santa Clara	9-0 (5)	2/26/94
Michele Granger	San Jose State	10-0 (5)	5/5/93
Michele Granger	Oregon State	2-0	4/4/93
Michele Granger	Stanford	26-0 (5)	4/3/93
Michele Granger	Hawaii	4-0	3/26/93
Michele Granger	Oklahoma	1-0	3/26/93
Michele Granger	Nebraska*	8-0	3/21/93
Michele Granger	Long Beach State	0-1 (10)	2/20/93
Michele Granger	Pacific	10-0	2/13/93
Tammy Dietrich	Stanford	16-0 (5)	2/6/93
Michele Granger	Stanford	16-0 (5)	2/6/93
Robyn Burgess	Stanford	5-0	4/29/92

Pitcher	Opponent	Score	Date
Michele Granger	Stanford*	10-0 (5)	4/29/92
Michele Granger	Santa Clara	8-0	4/16/92
Michele Granger	St. Mary's*	10-0	4/14/92
Michele Granger	Pacific	3-0	2/29/92
Michele Granger	New Mexico State	6-0	2/16/92
Michele Granger	Minnesota	4-0	2/15/92
Michele Granger	Adelphi*	5-0	3/27/91
Michele Granger	Creighton	3-0	3/22/91
Robyn Burgess	Adelphi*	8-0 (6)	3/22/91
Michele Granger	Stanford	4-0	3/11/91
Michele Granger	Oregon State	1-0	3/9/91
Michele Granger	Oregon State	6-0	5/5/90
Michele Granger	New Mexico State	3-0	4/28/90
Michele Granger	St. Mary's	11-0 (5)	4/25/90
Michele Granger	U.S. International	0-1	4/14/90
Michele Granger	Massachusetts	2-0	3/23/90
Erin Cassidy	San Francisco	10-0 (5)	4/26/89
Robyn Burgess	U.S. International	5-0	4/12/89
Robyn Burgess	Nevada*	1-0	3/3/89
Michele Granger	New Mexico State*	8-0 (5)	2/16/89
Erin Cassidy	Nevada	4-2	3/6/88
Erin Cassidy	U.S. International	1-0	5/1/87
Erin Cassidy	San Francisco	1-0 (8)	4/29/87
Kim Moe	Fresno State	2-0	4/12/87
Erin Cassidy	Brigham Young	2-0	3/18/86
Kim Moe	San Francisco	5-1	3/14/86
Erin Cassidy	Stanford	6-0	2/22/86
Lisa Martinez	Oregon	2-0	5/3/85
Kim Moe	Santa Clara	10-0	4/3/85
Lisa Martinez	Santa Clara	2-0	4/11/84
Margaret Sutter	Santa Clara	10-0	4/11/84
Leslie Partch	Santa Clara*	7-0	3/13/82
Margaret Sutter	San Francisco	2-0	4/15/81
Leslie Partch	Utah State	3-0	4/3/81
Leslie Partch	Nevada	6-0	3/6/81

\*Perfect game

Number in parentheses refers to number of innings if different from seven

Leaders	No-hitters	Perfect Games
Michele Granger	25	5
Erin Cassidy	6	
Robyn Burgess	4	2
Nicole DiSalvio	3	1
Leslie Partch	3	1
Kim Moe	3	
Lisa Martinez	2	
Margaret Sutter	2	
Anne Walsh	2	
Whitney Floyd	2	
Tammy Dietrich	1	
Jocelyn Forest	1	
Combined	3	
<b>Totals</b>	<b>56</b>	<b>9</b>



# Individual Year-by-Year Leaders

## Batting Average

Year	Player	Average
2000	Lisa Iancin	.326
1999	<b>Paige Bowie</b>	.318
1998	Lisa Iancin	.323
1997	Holly Yost	.327
1996	Jessica Parker	.303
1995	Gillian Boxx	.466
1994	Kendall Richards	.420
1993	Gillian Boxx	.355
1992	Janeen LaGrace	.291
1991	Janeen LaGrace	.307
1990	Sue Jacquez	.306
1989	Angie Jacobs	.341
1988	Angie Jacobs	.290
1987	Kim Moe	.333
1986	Lisa Martinez	.298
1985	Lisa Martinez	.393
1984	Jo Baker	.241
	Lisa Martinez	.241
1983	Pam Reinoehl	.371
1982	Kelly Kirkland	.300
1981	Kelly Kirkland	.375
1980	Pam Reinoehl	.341
1979	Leslie Partch	.395
1978	Ann Wondolowski	.381
1977	Cheryl Westberg	.423

## Runs

Year	Player	Runs
2000	<b>Pauline Dueñas</b>	37
1999	Lisa Iancin	36
1998	Megumi Takasaki	36
1997	Kirsten Drake	32
1996	Megumi Takasaki	29
1995	Gillian Boxx	56
1994	Kendall Richards	52
1993	Gillian Boxx	44
1992	Keri Kropke	34
1991	Keri Kropke	31
1990	Christy Calderon	21
	Tina Montoya	21
1989	Marielle Vaughn	42
1988	Caryn Williams	36
1987	Caryn Williams	21
1986	Lisa Martinez	34
1985	Lisa Martinez	33
1984	Lisa Martinez	15
1983	Pam Reinoehl	26
1982	Pam Reinoehl	28
1981	Pam Reinoehl	29
1980	Pam Reinoehl	49
1979	Pam Goldsborough	38
1978	Vicki Cody	28
1977	Corky Foo	29

## Hits

Year	Player	Hits
2000	Lisa Iancin	74
1999	Lisa Iancin	68
1998	Lisa Iancin	63
1997	Megumi Takasaki	58
1996	Jessica Parker	56
	Megumi Takasaki	56
1995	Gillian Boxx	90
1994	Kendall Richards	81
1993	Gillian Boxx	65
1992	Keri Kropke	58
1991	Keri Kropke	60
1990	Sue Jacquez	53
1989	Angie Jacobs	57
1988	Caryn Williams	60
1987	Kim Moe	49
1986	Lisa Martinez	48
1985	Lisa Martinez	66
1984	Jo Baker	33
1983	Pam Reinoehl	52

1982	Pam Reinoehl	48
1981	Kelly Kirkland	63
1980	Pam Reinoehl	63
1979	Pam Goldsborough	59
1978	Ann Wondolowski	43
1977	Cheryl Westberg	30

## Doubles

Year	Player	2B
2000	<b>Candace Harper</b>	17
	Lisa Iancin	17
1999	Lisa Iancin	14
1998	Katie May	12
1997	Jessica Parker	16
1996	Megumi Takasaki	10
1995	Melanie McCart	15
1994	Kendall Richards	14
1993	Gillian Boxx	12
1992	Lidia Stiglich	14
1991	Sue Jacquez	15
1990	Kim Kappus	13
1989	Angie Jacobs	9
1988	Christy Calderon	10
1987	Kim Moe	7
1986	Stephanie Hinds	7
1985	Lisa Martinez	9
	Angie Jacobs	9
1984	Jackie Bowman	4
	Roni Deutch	4
1983	Pam Reinoehl	9
1982	Pam Reinoehl	7
1981	Pam Reinoehl	6
1980	Corky Foo	5
1979	Mary Fleming	5
1978	3 Players	3
1977	Connie Stith	3
	Cheryl Westberg	3

## Triples

Year	Player	3B
2000	<b>Pauline Dueñas</b>	3
1999	<b>Amber Phillips</b>	5
1998	<b>Pauline Dueñas</b>	2
1997	Megumi Takasaki	2
1996	Jessica Parker	2
	Melanie McCart	2
1995	Gillian Boxx	4
1994	Kendall Richards	10
1993	Keri Kropke	3
1992	Keri Kropke	2
1991	Keri Kropke	5
1990	Keri Kropke	6
1989	Angie Jacobs	3
	Marielle Vaughn	3
1988	Lynda Wills	3
1987	Kim Moe	4
1986	Lisa Martinez	3
1985	Lisa Martinez	6
1984	Heather Bo	3
	Lori Newdoll	3
1983	Pam Reinoehl	7
1982	Pam Reinoehl	5
1981	4 Players	2
1980	Corky Foo	7
1979	Mary Fleming	4
	Vicki Cody	4
1978	Vicki Cody	6
1977	Vicki Cody	5

## Home Runs

Year	Player	HR
2000	<b>Veronica Nelson</b>	14
1999	<b>Amber Phillips</b>	7
1998	Megumi Takasaki	5
	Carlyn Rojas	5
1997	Melanie McCart	10
1996	Melanie McCart	9
1995	Gillian Boxx	7

1994	Kendall Richards	7
1993	Gillian Boxx	4
1992	Jennifer Horgan	5
1991	3 Players	1
1990	Robyn Burgess	2
1989	Angie Jacobs	1
1988	Angie Jacobs	3
1987	3 Players	1
1986	Lisa Martinez	1
1985	Lisa Martinez	3
	JoAnn Graham	3
1984	Heather Bo	2
1983	Pam Reinoehl	5
1982	Pam Reinoehl	2
	Kelly Kirkland	2
1981	Pam Reinoehl	5
1980	Pam Reinoehl	7
1979	Pam Goldsborough	5
1978	Corky Foo	5
1977	Corky Foo	6

## RBI

Year	Player	RBI
2000	<b>Veronica Nelson</b>	42
1999	Lisa Iancin	36
1998	Holly Yost	25
1997	Melanie McCart	54
1996	Jessica Parker	37
1995	Jenny Ackley	47
1994	Gillian Boxx	42
1993	Gillian Boxx	44
1992	Jennifer Horgan	30
1991	Janeen LaGrace	24
1990	Sue Jacquez	20
1989	Angie Jacobs	26
1988	Kim Moe	29
1987	Kim Moe	22
1986	Erin Cassidy	20
1985	Lisa Martinez	25
1984	Heather Bo	11
1983	Pam Reinoehl	17
1982	Kelly Kirkland	15
1981	Andy Sievers	24
1980	Ann Wondolowski	28
1979	Pam Goldsborough	28
1978	Corky Foo	23
1977	Corky Foo	25

## ERA

Year	Player	ERA
2000	<b>Nicole DiSalvio</b>	1.38
1999	<b>Jocelyn Forest</b>	1.32
1998	Whitney Floyd	1.50
1997	Holly Yost	2.74
1996	Whitney Floyd	1.40
1995	Whitney Floyd	1.38
1994	Anne Walsh	1.34
1993	Michele Granger	0.50
1992	Michele Granger	0.55
1991	Michele Granger	0.43
1990	Michele Granger	0.35
1989	Robyn Burgess	0.71
1988	Erin Cassidy	0.79
1987	Judy Arciniega	0.78
1986	Lisa Martinez	0.22
1985	Kim Moe	0.63
1984	Margaret Sutter	0.79
1983	Margaret Sutter	1.05
1982	Margaret Sutter	0.80
1981	Leslie Partch	0.28
1980	Leslie Partch	0.36
1979	Leslie Partch	0.27
1978	Corky Foo	1.99
1977	Connie Stith	3.17

## Wins

Year	Player	Wins
2000	<b>Jocelyn Forest</b>	23

1999	<b>Jocelyn Forest</b>	24
1998	Whitney Floyd	19
1997	Holly Yost	29
1996	Whitney Floyd	22
1995	Whitney Floyd	23
1994	Anne Walsh	25
1993	Michele Granger	30
1992	Michele Granger	30
1991	Michele Granger	33
1990	Michele Granger	24
1989	Robyn Burgess	24
1988	Erin Cassidy	23
1987	Kim Moe	17
1986	Kim Moe	17
1985	Kim Moe	18
1984	Margaret Sutter	15
1983	Margaret Sutter	19
1982	Margaret Sutter	20
1981	Leslie Partch	26
1980	Leslie Partch	31
1979	Leslie Partch	20
1978	Corky Foo	15
1977	Connie Stith	10

## Innings Pitched

Year	Player	IP
2000	<b>Jocelyn Forest</b>	242.2
1999	<b>Jocelyn Forest</b>	212.0
1998	Whitney Floyd	210.0
1997	Holly Yost	319.3
1996	Whitney Floyd	235.7
1995	Whitney Floyd	233.3
1994	Anne Walsh	214.0
1993	Michele Granger	321.0
1992	Michele Granger	266.2
1991	Michele Granger	312.1
1990	Michele Granger	277.6
1989	Robyn Burgess	247.4
1988	Kim Moe	225.7
1987	Kim Moe	196.3
1986	Kim Moe	178.6
1985	Kim Moe	211.6
1984	Margaret Sutter	203.0
1983	Margaret Sutter	225.6
1982	Leslie Partch	215.6
1981	Leslie Partch	252.6
1980	Leslie Partch	269.5
1979	Sue Kensill	163.6
1978	Corky Foo	158.3
1977	Connie Stith	95.0

## Strikeouts

Year	Player	K
2000	<b>Jocelyn Forest</b>	234
1999	<b>Jocelyn Forest</b>	226
1998	Whitney Floyd	150
1997	Holly Yost	186
1996	Anne Walsh	125
1995	Whitney Floyd	203
1994	Anne Walsh	221
1993	Michele Granger	484
1992	Michele Granger	329
1991	Michele Granger	463
1990	Michele Granger	327
1989	Robyn Burgess	187
1988	Erin Cassidy	129
1987	Erin Cassidy	108
1986	Kim Moe	120
1985	Kim Moe	166
1984	Margaret Sutter	118
1983	Margaret Sutter	86
1982	Leslie Partch	215
1981	Leslie Partch	288
1980	Leslie Partch	299
1979	Leslie Partch	180
1978	Corky Foo	10
1977	Connie Stith	32

# Team Season Bests

## Wins

1. 1999	51
2. 2000	49
3. 1991	48
1981	48
5. 1992	47
6. 1980	46
7. 1986	43
8. 1996	41
1995	41
1990	41

## Base Hits

1. 1999	522
2. 2000	502
3. 1981	479
4. 1995	463
5. 1997	459
6. 1994	444
7. 1991	440
8. 1998	436
9. 1993	431
10. 1990	421

## Batting Average

1. 1977	.328
2. 1978	.292
3. 1979	.288
4. 1995	.286
5. 1993	.281
6. 1997	.278
7. 1981	.276
8. 1999	.275
9. 1994	.268
10. 1998	.265

## Doubles


1. 2000	80
1992	80
3. 1999	76
4. 1995	74
5. 1997	69
6. 1991	65
7. 1996	58
8. 1998	55
1993	55
10. 1990	54

## Runs

1. 1999	281
2. 1995	271
3. 2000	258
4. 1993	256
5. 1997	254
6. 1980	246
7. 1992	241
8. 1994	240
9. 1979	227
10. 1998	225

## Triples

1. 1977	20
2. 1994	19
1983	19
1978	19
5. 1985	18
1990	18
7. 1993	17
1991	17
1980	17
1979	17



*Whitney Floyd was an All-American pitcher for Cal in both 1995 and '96.*



*Melanie McCart set Cal records with 28 home runs, 47 doubles and 153 RBI.*

## Home Runs

1. 1999	38
2. 2000	36
3. 1996	24
4. 1997	22
5. 1995	21
6. 1998	20
1980	20
8. 1977	15
9. 1981	14
10. 1994	13
1978	13

## ERA

1. 1981	0.30
2. 1986	0.48
3. 1980	0.56
4. 1990	0.57
5. 1991	0.58
6. 1992	0.59
7. 1985	0.67
8. 1993	0.82
9. 1984	0.83
1982	0.83

## RBI

1. 1999	249
2. 1995	229
3. 2000	228
4. 1997	224
5. 1994	213
6. 1993	212
7. 1998	190
8. 1992	187
9. 1980	181
10. 1996	177

## Shutouts

1. 1992	38
2. 1991	36
1981	36
4. 1990	31
5. 1986	29
6. 1999	28
1989	28
8. 1980	27
9. 1993	26
1982	26

## Stolen Bases

1. 1979	101
2. 1980	90
3. 1992	81
4. 1981	74
5. 1991	69
6. 1978	63
7. 1977	59
8. 1990	50
9. 1993	49
10. 1997	48

## Strikeouts

1. 1991	606
2. 1993	518
3. 1981	491
4. 1990	471
5. 1992	470
6. 2000	402
7. 1980	401
8. 1995	386
9. 1999	382
10. 1994	362

# Postseason Results

## NCAA Championship

### 2000 – 7th tie

#### Regional at Fresno State

Cal 2, Florida 0  
 Cal 3, Cal State Fullerton 2  
 Fresno State 2, Cal 0  
 Cal 2, Florida 1  
 Cal 2, Fresno State 0

#### College World Series at Oklahoma City, OK

Oklahoma 2, Cal 1  
 Arizona 6, Cal 0

### 1999 – 3rd tie

#### Regional at Massachusetts

Cal 5, Hofstra 4  
 Cal 1, Massachusetts 0  
 SW Louisiana 2, Cal 1  
 Cal 2, Massachusetts 0 (8 innings)  
 Cal 3, SW Louisiana 0  
 Cal 8, SW Louisiana 1

#### College World Series at Oklahoma City, OK

Arizona 3, Cal 0  
 Cal 2, Arizona State 0  
 Cal 1, Fresno State 0  
 Washington 3, Cal 0

### 1998

#### Regional at Fresno State

Cal 3, Cal State Northridge 1  
 Fresno State 6, Cal 3  
 Minnesota 3, Cal 2

### 1997

#### Regional at Fresno State

Fresno State 7, Cal 0  
 Cal 3, Cal State Northridge 2 (9 innings)  
 Cal 3, Long Beach State 1  
 Fresno State 9, Cal 3

### 1996 – 5th tie

#### Regional at Fresno State

Cal 4, Long Beach State 1  
 Cal 1, Fresno State 0  
 Cal 2, Fresno State 1 (9 innings)

#### College World Series at Columbus, GA

Cal 2, SW Louisiana 0  
 Washington 9, Cal 7  
 Iowa 1, Cal 0

### 1995

#### Regional at Cal State Sacramento

Fresno State 2, Cal 1  
 Cal 2, Cal State Sacramento 1  
 Fresno State 2, Cal 0

### 1994

#### Regional at Fresno State

Oregon 3, Cal 2  
 Cal 8, Central Michigan 0 (6 innings)  
 Oregon 2, Cal 1 (20 innings)

### 1993

#### Regional at Cal

Cal 1, Cal State Sacramento 0 (9 innings)  
 Long Beach State 5, Cal 0  
 Cal 1, Long Beach State 0  
 Long Beach State 2, Cal 1

### 1992 – 5th tie

#### Regional at Cal

Cal 1, San Jose State 0  
 Cal 6, San Jose State 1

#### College World Series at Oklahoma City, OK

Cal 3, Florida State 0  
 UCLA 10, Cal 0 (5 innings)  
 Arizona 2, Cal 1

### 1991

#### Regional at Fresno State

Fresno State 2, Cal 0  
 Fresno State 8, Cal 1

### 1990

#### Regional at Cal

Cal 2, San Jose State 1  
 UNLV 1, Cal 0  
 Cal 1, UNLV 0  
 UNLV 2, Cal 1

### 1989

#### Regional at Fresno State

Fresno State 1, Cal 0 (10 innings)  
 Fresno State 6, Cal 0

### 1988

#### Regional at Fresno State

Cal 3, Fresno State 0 (8 innings)  
 Fresno State 3, Cal 0  
 Fresno State 5, Cal 2

### 1987

#### Regional at Fresno State

Fresno State 3, Cal 0  
 Fresno State 5, Cal 2

### 1986 – 3rd tie

#### Regional at Arizona State

Cal 8, Arizona State 0  
 Arizona State 3, Cal 0  
 Cal 2, Arizona State 1

#### College World Series at Omaha, NE

Cal 2, Northwestern 0  
 CS Fullerton 3, Cal 0  
 Cal 1, Creighton 0 (8 innings)  
 Texas A&M 1, Cal 0 (10 innings)

### 1982

#### Regional at Arizona State

Cal 1, Arizona State 0  
 Arizona State 3, Cal 1  
 Arizona State 2, Cal 1

All-Time NCAA Tournament Record ... 33-35  
 NCAA Regional Record ..... 27-25  
 Women's College World Series Record ... 6-10

## Cal vs. NCAA Opponents

Arizona .....	0-3
Arizona State .....	4-3
Cal State Fullerton .....	1-1
Cal State Northridge .....	2-0
Cal State Sacramento .....	2-0
Central Michigan .....	1-0
Creighton .....	1-0
Long Beach State .....	3-2
Florida .....	2-0
Florida State .....	1-0
Fresno State .....	5-14
Hofstra .....	1-0
Iowa .....	0-1
Massachusetts .....	2-0
Minnesota .....	0-1
Northwestern .....	1-0
Oklahoma .....	0-1
Oregon .....	0-2
San Jose State .....	3-0
Southwestern Louisiana .....	3-1
Texas A&M .....	0-1
UCLA .....	0-1
UNLV .....	1-2
Washington .....	0-2

## AIAW Championship

### 1982 – 5th tie

#### College World Series at Norman, OK

Cal 5, Central Michigan 0  
 Oklahoma State 3, Cal 0  
 Texas A&M 5, Cal 0

### 1981 – 5th tie

#### Regional at Arizona State (2nd)

Cal 2, Arizona State 1  
 CS Fullerton 3, Cal 2  
 Cal 6, Arizona State 0  
 CS Fullerton 3, Cal 0

#### College World Series at Norman, OK

Cal 3, Illinois State 1  
 Cal 4, Oklahoma 1  
 CS Fullerton 1, Cal 0  
 UCLA 2, Cal 0

### 1980 – 5th tie

#### Regional at Fresno State (1st)

Cal 1, Fresno State 0  
 Cal Poly Pomona 1, Cal 0  
 Cal 2, UCLA 0  
 Cal 2, Fresno State 1  
 Cal 1, Cal Poly Pomona 0  
 Cal 1, CS Fullerton 0  
 Cal 4, CS Fullerton 0

#### College World Series at Norman, OK

Utah State 4, Cal 1  
 Cal 2, Massachusetts 0  
 Texas A&M 1, Cal 0

# All-Time Roster

Jenny Ackley 1995-98  
 Micki Adachi 1974  
 Themy-Jo Adachi 1976-79  
 Val Altamirano 1989-92  
 Denise Arce 1988  
 Judy Arciniega 1987-90  
 Stacey Baba 1977  
 Jo Baker 1981-84  
 Roxi Bardwell 1980-82  
 Sandy Beach 1985-88  
 Jamia Berkman 1986-88  
 Victoria Blint 1994  
 Heather Bo 1984  
 Karen Bonini 1994-97  
 Linda Bothwell 1974  
**Paige Bowie 1998-present**  
 Jacque Bowman 1981-84  
 Gillian Boxx 1992-95  
 Tera Brandon 1992  
 Maiko Bristow 1996-99  
 Robyn Burgess 1989-92  
 Christy Calderon 1988-91  
 Donna Campana 1987-88  
 Christy Campbell 1992-93  
 Kelly Campbell 1982-83  
 Erin Cassidy 1986-89  
 Cindy Casteel 1977  
 Shauna Chapin 1999-2000  
 Debra Chaw 1975-78  
 Jo Ellen Chew 1977  
 Vicky Cody 1977-79  
 Peggy Critz 1976-77  
 Marlo Cruz-Sands 1989, '91-93  
**Jen Deering 2000-present**  
 Joan DeLeon 1977-78  
 Debra Delgado 1976  
 Roni Deutch 1983-86  
 Tammy Dietrich 1993  
**Nicole DiSalvio 1998-present**  
 Ann Drake 1980  
 Kirsten Drake 1995-99  
**Pauline Dueñas 1998-present**  
 Denise Ebright 1995  
 Evelyn Fernandez 1985-88  
 Shari Fisher 1979-82  
 Marianne Flatland 1978-80  
 Mary Fleming 1978-81  
 Whitney Floyd 1994-98  
 Corinne "Corky" Foo 1977-80  
**Jocelyn Forest 1999-present**  
 Dina Frandsen 1994-97  
 Lori Friday 1985  
 Karen Gai 1975  
 Deborah Gaisford 1978  
 Colleen Galloway 1979, '81  
 Pamela Goldsborough 1979-80  
 Keely Graf 1978  
 Jo Anne Graham 1985  
 Michele Granger 1989-93  
 Melinda Griffith 1974  
 Doreen Gutierrez 1978  
 Candy Green 1976-77

Becky Hanson 1987-88  
**Candace Harper 1999-present**  
 Paula Hernandez 1993  
 Kathy Hicks 1980  
 Stephanie Hinds 1984-87  
 Kelly Hintz 1982-83  
 Diana Ho 1974-75  
 Debra Hodson 1976  
 Barbara Hofer 1988-90  
 Jennifer Horgan 1991-92  
 Cindy Huhn 1984  
 Tricia Hunt 1998-99

Janeen LaGrace 1990-93  
 Mike Leavitt 1985  
 Sara Leiman 1974-76  
 Katherine Lee 1976  
 Lisa Lipelt 1980  
 Diane Lorence 1975-77  
 Jessica Luna 1996  
**Eryn Manahan 2000-present**  
 Marcia Mann 1974-75  
 Jean Marquardt 1975  
 Lisa Martinez 1984-86  
 Patricia Martinez 1977-79

Jeannette Ong 1975  
 Jill Osur 1986-87  
 Jessica Parker 1993-97  
 Leslie Partch 1979-82  
 Marcia Partch 1982  
**Mikella Pedretti 2000-present**  
 Erika Perez 1992-95  
**Amber Phillips 1998-present**  
 Ivy Pinkerton 1990  
 Stacy Pitton 1987-90  
 Janice Pontes 1978  
 Laura Power 1999-2000  
 Michelle Quinney 1978-79  
 Shauna Rajkowski 1984-87  
 Frances Reed 1986, '88  
 Pam Reinoehl 1980-83  
 Kendall Richards 1993-94  
 Theresa Robinson 1979-80  
 Anne Marie Rockwell 1977  
 Carlyn Rojas 1996-98  
 Jennifer Russell 1983-84  
 Debbie Salazar 1974-76  
 Pua Santiago 1986  
 Pat Sauer 1974  
 Kim Sawyer 1985  
 Emily Schwegman 1978  
**Courtney Scott 2000-present**  
 Peggy Scully 1978  
 Donna Seid 1974-76  
 Tonya Seymore 1991-94  
 Andria Sievers 1980-83  
 Cheryl Smith 1980  
 Karen Smith 1981, '84  
 Heather Smittle 1989-91  
 Dorothy Stevenson 1975  
 Joan Stevenson 1974  
 Lidia Stiglich 1989-92  
 Connie Stith 1974-77  
 Beth Strauss 1985  
 Mary Streshly 1987  
 Margaret Sutter 1981-84  
 Gloria Swanson 1975  
 Megumi Takasaki 1996-99  
 Debbie Temple 1974-75  
 Laura Terada 1992-95  
 Connie Thodos 1974  
 Kris Thorig 1994  
 Marsha Tiller 1982  
 Sherri Uffelman 1979  
 Marielle Vaughn 1989  
 Marilyn Walker 1980  
 Anne Walsh 1994-96  
 Mary Walsh 1991  
 Cheryl Westberg 1976-77  
 Nancy White 1985  
 Anne Williams 1990-91  
 Caryn Williams 1985-88  
 Lynda Wills 1985-88  
 Ann Wondoloski 1977-80  
 Susan Yoshioka 1975  
 Holly Yost 1996-99  
 Judy Zeigler 1983



*Angie Jacobs (above) and Jenny Ackley both played in the Women's Pro Softball League in 1998, Jacobs with the Florida Wahoos and Ackley with the Virginia Roadsters. Jacobs is now head coach at Miami (Ohio).*



Ty Hunter 1998  
 Lisa Iancin 1997-2000  
 Michelle Ishihara 1996-97  
 Angie Jacobs 1985, '87-89  
 Gretchen Jacobs 1981-84  
 Sue Jacquez 1989-92  
 Tracy Jensen 1975  
 Oneda Johnson 1974  
 Sheryl Johnson 1978  
 Lisa Kantor 1986-89  
 Kim Kappus 1989-90  
 Tina Kellner 1994-96  
 Sue Kensill 1979  
 Saanen Kerson 1994  
 Theresa Kilgariff 1996-97  
 Kelly Kirkland 1981-83  
 Arlene Koski 1976-77  
 Jackie Kostka 1979  
 Rhonda Krider 1994-95  
 Keri Kropke 1990-93

Danielle Mashy 1993  
 Katie May 1996-99  
 Melanie McCart 1994-97  
 Rose Messina 1986-87  
 Katy Meyer 1981-83  
 Elena Mitschkowetz 1978-79  
 Kim Moe 1985-88  
 Meredith Mollner 1997  
 Jo Ann Momono 1974-76  
 Tina Montoya 1989-92  
**Kristen Morley 1999-present**  
 Cheri Mowry 1993  
**Veronica Nelson 2000-present**  
 Nancy Nerenberg 1978  
 Lori Newdoll 1983-84  
 Valerie Nicklas 1995-99  
 Kathy O'Brien 1974  
 Ali O'Connor 1991  
 Lisa O'Connor 1990-93

# Series Records

Opponent	Record	Last Meeting	Score	Winner	Opponent	Record	Last Meeting	Score	Winner
Adams State	1-0	3/6/87	8-0	Cal	Notre Dame	1-0	3/12/99	4-0	Cal
Adelphi	7-0	3/27/91	2-1	Cal	Ohio State	2-2	3/4/93	9-6	OSU
Akron	1-0	3/14/98	4-1	Cal	Oklahoma	7-3	5/25/00	2-1	Oklahoma
Alabama	1-0	2/14/99	2-0	Cal	Oklahoma State	2-4	2/28/98	1-0	OSU
Arizona	12-45	5/27/00	6-0	Arizona	Oregon	48-27	5/7/00	4-0	Oregon
Arizona State	39-23	5/12/00	1-0	Cal	Oregon State	51-18	5/5/00	1-0	Cal
Arkansas	1-0	3/19/98	7-0	Cal	Oregon Tech	1-0	4/22/78	25-0	Cal
Ball State	1-0	3/17/95	5-0	Cal	Pacific	45-33-1	3/29/00	4-1	Pacific
Baylor	3-0	3/3/00	9-1	Cal	Portland State	9-2	3/16/00	2-1	Cal
Boston University	7-3	2/28/98	5-1	Cal	Purdue	1-0	3/13/99	2-0	Cal
Bowling Green	5-0	2/21/99	9-1	Cal	St. Mary's (Calif.)	28-0	2/23/00	5-0	Cal
Brigham Young	4-0	2/5/00	7-0	Cal	St. Mary's (Texas)	2-0	3/20/92	9-0 (5)	Cal
Cal Poly Pomona	9-8-1	4/9/93	1-0	CPP	Sam Houston State	1-0	3/19/88	4-0	Cal
Cal Poly	15-5	3/22/00	6-0	Cal	San Diego State	7-3	2/22/93	7-5	Cal
Cal State Dominguez Hills	1-0	4/16/82	3-1	Cal	San Francisco	52-3	4/26/89	10-0 (5)	Cal
Cal State Fullerton	10-20	5/19/00	3-2	Cal	San Francisco State	7-1	5/1/79	14-0	Cal
Cal State Hayward	7-2	2/25/85	2-0	Cal	San Jose State	35-5	3/18/00	3-0	Cal
Cal State Northridge	9-8	5/15/98	3-1	Cal	Santa Clara	59-0	4/19/00	6-4	Cal
Cal State Sacramento	37-19	5/3/00	4-0	Cal	Sonoma State	5-0	4/11/77	14-4	Cal
Cal State Stanislaus	1-0	4/2/81	9-0	Cal	South Carolina	1-0	3/29/86	6-2	Cal
Carthage	1-0	3/25/81	10-0	Cal	Southeast Missouri State	1-0	3/14/97	1-0	Cal
Central Michigan	4-4	2/18/00	9-1	Cal	Southeastern Louisiana	1-0	3/22/92	12-0 (5)	Cal
Chaminade	1-0	4/27/90	10-1	Cal	Southern Cal	2-0	3/1/85	10-0	Cal
Chico State	4-4	4/19/80	2-1	Chico	Southern Oregon State	1-0	4/28/78	8-7	Cal
Cleveland State	1-0	3/19/94	7-0	Cal	Southwestern Louisiana	5-1	5/23/99	8-1	Cal
Colorado State	6-1	3/4/00	3-1	Cal	Stanford	39-8	4/22/00	2-0	Stanford
Connecticut	0-1	3/25/95	2-1	UConn	Tennessee Tech	1-0	2/18/95	8-0	Cal
Creighton	9-0	3/15/98	8-1	Cal	Texas	0-1	2/13/99	6-3	Texas
DePaul	1-1	3/2/96	8-3	Cal	Texas A&M	4-9	3/20/98	9-0	Cal
Drake	1-0	3/14/98	2-0	Cal	Texas A&M-Corpus Christi	1-0	3/17/00	3-2	Cal
Eastern Illinois	1-0	3/19/99	7-2	Cal	Texas Tech	1-0	3/13/99	1-0	Cal
Florida	3-1	5/21/00	2-1	Cal	Texas-Arlington	3-0	2/15/91	2-0	Cal
Florida A&M	2-0	2/13/00	14-0	Cal	Toledo	2-0	2/21/98	17-1	Cal
Florida Atlantic	1-0	2/23/00	4-3	Cal	Tulsa	2-0	3/9/99	2-0	Cal
Florida State	6-0	2/13/00	1-0	Cal	U.S. International	16-4	4/14/90	3-1	USIU
Fresno State	36-59	5/21/00	2-0	Cal	UC Davis	10-6	2/25/82	17-0	Cal
Georgia	1-0	2/14/99	3-0	Cal	UCLA	13-53	4/30/00	5-0	UCLA
Hawaii	11-5	3/19/99	3-0	Cal	UC Riverside	2-0	3/28/78	12-6	Cal
Hofstra	1-0	5/20/99	5-4	Cal	UC San Diego	1-0	5/19/78	4-0	Cal
Humboldt State	4-1	3/26/79	6-5	Cal	UC Santa Barbara	10-4	3/12/99	5-2	UCSB
Idaho State	0-1	4/18/80	4-2	ISU	UC Santa Cruz	1-0	4/16/74	8-7	Cal
Illinois State	2-0	3/13/97	3-1	Cal	Utah	14-7	3/18/00	2-1 (9)	Cal
Indiana	3-0	3/22/92	8-0 (5)	Cal	Utah State	8-6	3/10/00	4-1	Cal
Iowa	7-5	3/21/98	4-2	Iowa	Virginia	3-0	3/16/00	6-5	Cal
Iowa State	1-2	3/19/88	3-2	ISU	Washington	16-18	4/28/00	3-1	Wash
Kansas	4-1	3/20/98	5-4	Cal	Weber State	2-0	3/26/83	4-3	Cal
Kent State	1-0	3/10/00	10-5	Cal	West Texas State	1-0	3/26/81	8-0	Cal
Long Beach State	11-9	5/17/97	3-1	Cal	Western Michigan	0-2	3/24/81	1-0	WMU
Louisiana State	1-0	3/19/81	1-0	Cal	Wichita State	1-0	2/26/00	4-3	Cal
Louisiana Tech	1-0	3/1/96	2-1	Cal	Wisconsin	4-2	3/19/00	1-0	Cal
Loyola Marymount	3-0	2/18/00	5-0	Cal					
Massachusetts	9-0	5/22/99	2-0 (8)	Cal					
Michigan	4-0	3/26/94	5-3 (8)	Cal					
Michigan State	2-1	3/21/97	4-0	Cal					
Minnesota	5-2	5/16/98	3-2	Minnesota					
Mississippi State	1-0	2/12/99	6-4	Cal					
Missouri	4-1	3/3/00	1-0 (9)	Cal					
Nebraska	6-11	3/12/00	4-1	Nebraska					
Nevada	20-10-1	3/3/89	1-0	Cal					
Nevada-Las Vegas	5-5	2/20/00	9-3	Cal					
New Mexico	3-1	2/21/97	6-4	Cal					
New Mexico State	13-1	2/26/00	9-4	Cal					
Northeast Louisiana	1-0	3/21/92	10-0 (5)	Cal					
North Carolina	1-0	3/12/99	6-0	Cal					
Northern Arizona	4-1	4/28/85	7-0	Cal					
Northern Colorado	1-0	3/23/81	2-1	Cal					
Northern Illinois	2-0	3/13/96	1-0	Cal					
Northwestern	8-1	2/22/93	8-0 (5)	Cal					



*All-American pitcher Leslie Partch won 92 games and had a 0.44 ERA during her Cal career from 1979-82.*

# All-Time Results

**1972**

**Head Coach: Debbie Gebhardt**  
**Overall Record: 2-4**

Sonoma State	5-1	H
Cal State Hayward	7-11	A
Nevada	6-8	H
Chico State	8-6	H
Sacramento State	2-4	A
UC Davis	2-9	A

**1973**

**Head Coach: Debbie Gebhardt**  
**Overall Record: 2-4**  
**NCIAC Record: 4th**

Sonoma State	22-19	A
Chico State	7-13	A
Cal State Hayward	10-6	H
Nevada	9-11	A
Sacramento State	6-14	H
UC Davis	1-11	H

**1974**

**Head Coach: Coni Staff**  
**Overall Record: 5-4**  
**NCIAC Record: 5th**

UC Santa Cruz	8-7	H
San Francisco State	5-4	H
UC Davis	2-8	A
Chico State	9-7	H
Sacramento State	8-10	
Cal State Hayward	0-1	A
Nevada	5-12, 10-5	H
Sonoma State	5-4	H

**1975**

**Head Coach: Coni Staff**  
**Overall Record: 4-3**  
**NCIAC Record: 3rd**

Sacramento State	9-18	H
UC Davis	8-16	H
Chico State	5-3	A
Cal State Hayward	14-13	H
Nevada	2-4	A
Sonoma State	19-9	A
Humboldt State	13-1	H

**1976**

**Head Coach: Myrtle Baker**  
**Overall Record: 9-6**  
**NCIAC Record: 3rd**

Nevada	2-8	
Humboldt State	17-1	
Chico State	3-1	
Sacramento State	0-3	
Cal Poly Pomona	L	
Nevada	L	
San Diego State	W	
Sonoma State	W	
Nevada	L	
Portland	L, W	
San Francisco	W	

*Note: records incomplete*

**1977**

**Head Coach: Myrtle Baker**  
**Overall Record: 12-9**  
**NorCal Record: 5-3/4th**

San Francisco State	13-7	H
San Francisco	10-5	A
Oregon State	1-5	H
UD Davis	6-4	H
Sonoma State	18-4	A
Nevada	2-12	A
Cal State Hayward	15-5	H
Sacramento State	6-12	H
UC Davis	16-10	1
Sacramento State	0-8	1
San Francisco State	4-3	1
Chico State	2-9	1
Chabot	10-2	A
Chico State	0-13	A
Humboldt State	23-2	A
Pacific	14-3	H
San Francisco	17-6	H
UC Davis	15-19	2
UC Riverside	3-4	2
UC Santa Barbara	1-5	2
UC San Diego	11-7	2
1 – NCIAC Tournament, Chico, CA		
2 – All-California Tournament		

**1978**

**Head Coach: Bonnie Johnson**  
**Overall Record: 19-19-1**  
**NorCal Record: 2nd**

Nevada	2-4, 2-8	A
Pacific	4-8, 3-15	A
Utah State	2-11	H
Cal Poly SLO	0-10, 2-19	A
UC Riverside	10-4, 12-6	A
UCLA	0-6, 1-7	A
San Francisco	10-0, 6-5	H
Nevada	5-1, 9-9	H
Fresno State	4-3, 5-1	H
Santa Clara	10-4	H
Pacific	6-5, 7-6	H
Fresno State	0-2, 0-4	A
San Francisco	6-1, 12-5	A
Sacramento State	4-6	1
Oregon State	7-11	1
Oregon Tech	25-0	1
Portland State	5-4	1
Humboldt State	13-2	1
Sacramento State	3-1, 0-4	A
Southern Oregon State	8-7	H
West Valley JC	4-5	H
Nevada	3-4	H
San Francisco State	16-1, 8-10	H
UC San Diego	4-0	N
UC Davis	1-4	N
UC Santa Barbara	0-6	N
1 – Reno Invitational, Reno, NV		

**1979**

**Head Coach: Bonnie Johnson**  
**Overall Record: 37-9**  
**NorCal Record: 1st**

Nevada	1-0, 4-1	H
UC Davis	5-3, 6-1	H
Sacramento State	2-8, 2-0	H
San Francisco	10-0, 10-0	H
Portland State	3-2, 7-1	H
Humboldt State	3-6, 6-5	A
Fresno State	8-1, 2-0	H
Portland State	1-0	A
Oregon Col. of Education	8-2	
Oregon State	0-1	A
Oregon	0-1	A
Pacific	8-1, 11-0	A
Fresno State	6-0, 1-2	A
Santa Clara	10-0, 9-0	H
San Francisco	2-1, 12-0	A
San Francisco State	6-0	1
Portland State	2-3	1
Northern Arizona	3-1	1
Chico State	1-0	1
Nevada	7-4	1
Weber State	3-0	1
Portland State	4-5	1
Santa Clara	2-0, 5-0	A
UC Santa Barbara	1-0	H
Sacramento State	2-1	H
West Valley JC	1-0	H
San Francisco State	16-0, 14-0	A
Pacific	3-0, 9-0	H
Cal Poly SLO	5-4	A
UCLA	0-3	N
Sacramento State	4-1	N
Cal Poly Pomona	0-10	A
1 – Reno Invitational, Reno, NV		

**1980**

**Head Coach: Bonnie Johnson**  
**Overall Record: 46-11**  
**NorCal Record: 1st**

UC Davis	2-1, 4-0	
Nevada	2-1, 0-2	
Stanford	12-1, 15-2	
Portland State	11-1, 8-0	
Oregon	1-0, 3-1	
Cal Poly SLO	5-0, 3-2	
Cal State Fullerton	3-2, 6-3	
Cal Poly Pomona	1-2, 0-1	
UCLA	0-1, 4-1	
U.S. International	12-0, 6-0	
Santa Clara	12-0, 6-0	
San Francisco	2-0, 1-3	
Pacific	10-0, 11-0	
Fresno State	2-1, 2-3	
Portland State	15-1	1
Idaho State	2-4	1
Northern Arizona	8-1	1
Pacific	11-1	1
Fresno State	6-1	1
Utah	1-0	1
Chico State	1-2	1
Sacramento State	4-0	2
Oregon State	1-0	2
Oklahoma	2-1, 1-0	2

Pacific	7-0, 2-0	
San Francisco	4-0, 11-1	
Fresno State	1-0, 2-0	
Santa Clara	12-0, 5-0	
Fresno State	1-0	
Cal Poly Pomona	0-1	3
UCLA	2-0	3
Fresno State	2-1	3
Cal Poly Pomona	1-0	3
Cal State Fullerton	1-0, 4-0	3
Utah State	1-4	4
Massachusetts	2-0	4
Texas A&M	0-1	4
1 – Reno Invitational, Reno, NV		
2 – Cal Invitational, Berkeley, CA		
3 – WAIAW Tournament, Fresno, CA		
4 – AIAW College World Series, Oklahoma City, OK		

**1981**

**Head Coach: Bonnie Johnson**  
**Overall Record: 48-13**  
**NorCal Record: 1st**

UC Davis	8-0, 9-0	H
Nevada	4-0, 1-0	H
Santa Clara	1-0, 8-0	H
San Francisco	3-0, 2-0	A
LSU	1-0	1
Texas-Arlington	3-0	1
Missouri	1-0	1
Ohio State	1-0	1
Oklahoma	0-2	1
Northern Colorado	2-1	1
Iowa	7-0	1
Western Michigan	0-1	1
Ohio State	12-0	1
Western Michigan	0-1	1
Michigan State	0-1	1
Carthage	10-0	1
Oklahoma	1-0	1
Iowa State	2-1	2
Missouri	0-1	2
Texas A&M	0-1	2
West Texas State	8-0	2
Oklahoma State	2-1	2
New Mexico	0-1	2
Santa Clara	12-0, 4-1	A
Stanislaus State	9-0	3
Oregon State	3-0	3
Arizona State	1-0, 2-0	
Fresno State	1-2, 2-1	A
Pacific	2-0, 5-2	A
San Francisco	2-1, 2-0	H
Cal Poly Pomona	3-0, 1-0	H
San Francisco	3-0	4
Fresno State	1-2	4
Sacramento State	9-0	4
Oregon	7-0	4
Fresno State	3-0	4
Pacific	9-1, 2-0	H
Sacramento State	4-2, 9-0	
Fresno State	1-0, 3-2	H
Arizona State	2-1	5
Cal State Fullerton	2-3	5
Arizona State	6-0	5
Cal State Fullerton	1-3	5
Illinois State	3-1	6
Oklahoma	4-1	6
Cal State Fullerton	0-1	6



UCLA	0-2	6
1 – Oklahoma Invitational, Norman, OK		
2 – Texas Women's Invitational, Denton, TX		
3 – Pacific Invitational, Stockton, CA		
4 – Cal Invitational, Berkeley, CA		
5 – WIAAW Tournament, Tempe, AZ		
6 – AIAW College World Series, Oklahoma City, OK		

**1982**  
**Head Coach Bonnie Johnson**  
**Overall Record: 37-17-1**  
**NorCal Record: 2nd**

UC Davis	6-0, 17-0	A
San Francisco	1-0, 13-3	H
Stanford	10-0, 1-0	A
Santa Clara	7-0, 9-0	H
Oregon State	2-0, 1-0	H
U.S. International	2-1, 1-0	H
Cal Poly Pomona	0-2, 0-0	A
Cal State Fullerton	0-1, 3-0	A
UCLA	0-3	A
San Diego State	2-0	1
Arizona State	0-2	1
San Francisco	5-2	1
Texas A&M	0-1	1
San Francisco	3-2, 1-0	A
Cal State Hayward	4-0	2
Cal State Fullerton	0-1	2
Sacramento State	1-0	2
Arizona	2-0	2
Utah State	3-5	3
Long Beach State	5-4	3
Cal State Dominguez Hills	3-1	3
Utah	6-4	3
Fresno State	1-3	3
Long Beach State	4-1	3
Santa Clara	W, W	A
San Francisco	4-2	4
Pacific	4-0	4
Utah	0-1, 1-0	4
Fresno State	0-1, 0-6	H
Stanford	10-2, 7-0	H
Pacific	0-4	A
Fresno State	1-0, 1-2	A
Pacific	1-0, 5-0	H
Arizona State	1-0, 1-3, 1-2	5
Central Michigan	5-0	6
Oklahoma State	0-3	6
Texas A&M	0-5	6
1 – Pony Invitational, Fullerton, CA		
2 – Pacific Invitational, Stockton, CA		
3 – Las Vegas Invitational, Las Vegas, NV		
4 – California Invitational, Berkeley, CA		
5 – WIAAW Tournament, Tempe, AZ		
6 – AIAW College World Series, Oklahoma City, OK		

**1983**  
**Head Coach Donna Terry**  
**Overall Record: 26-21**  
**NorPac Record: 6-6/4th**

Fresno State	2-0, 2-0	H
Pacific	1-2, 1-4	A
U.S. International	9-0, 0-7	A
San Diego State	3-0, 0-2	A
U.S. International	2-0	1
Cal Poly Pomona	0-2	1
Weber State	3-4	1
New Mexico State	1-0	1

Fresno State	2-1	1
Cal Poly Pomona	0-2	1
Cal State Fullerton	0-2, 0-2	H
Pacific	0-3, 3-4	H
Fresno State	0-4, 0-1	A
San Francisco	1-0, 4-0	H
U.S. International	4-0	2
Sacramento State	5-0	2
Cal Poly SLO	8-1	2
Cal State Northridge	0-2	2
Santa Clara	15-0, 5-0	H
San Francisco	3-1, 11-0	A
Nebraska	1-2	3
Texas A&M	0-5	3
Creighton	1-0	3
Nebraska	3-4	3
Santa Clara	6-0, 7-0	A
Oregon	3-0, 1-0	A
Oregon State	1-5, 1-4	A
UC Santa Barbara	2-4, 4-0	H
UC Santa Barbara	3-0	4
Pacific	0-1	4
Nebraska	1-2	4
San Francisco	2-0	4
Fresno State	2-1	4
1 – Pony Invitational, Fullerton, CA		
2 – Pacific Invitational, Stockton, CA		
3 – Nebraska Invitational, Lincoln, NE		
4 – Cal Invitational, Berkeley, CA		

**1984**  
**Head Coach Donna Terry**  
**Overall Record: 27-19-1**  
**NorPac Record: 8-4/3rd**

Pacific	1-2, 1-1	H
San Francisco	2-0, 1-4	H
Fresno State	0-3, 1-0	A
San Francisco	2-1, 2-1	A
Northern Arizona	0-3	1
Utah	2-1	1
Nevada	1-0	1
Northern Arizona	2-0	1
Nevada	1-2	1
Utah	1-5	1
Oregon State	1-0, 0-1	H
Oregon	2-0, 7-1	H
Utah	2-1	2
Fresno State	0-1	2
Pacific	1-2	2
UCLA	0-1, 0-4	A
UC Santa Barbara	4-2, 8-6	A
Fresno State	1-2, 0-1	H
Santa Clara	6-1, 14-0	H
Oregon State	1-0	3
Sacramento State	8-1	3
Stanford	7-0	3
UC Santa Barbara	5-0	3
U.S. International	1-0	3
Arizona State	0-2	3
Pacific	1-3	3
Arizona	0-4	3
Santa Clara	10-0, 2-0	A
Pacific	0-4, 2-0	A
UC Santa Barbara	2-0	4
Oregon	1-0	4
Fresno State	2-1	4
Oregon State	0-1	4
San Francisco	3-0	4
Pacific	0-1	4

1 – Reno Invitational, Reno, NV		
2 – Pony Invitational, Fullerton, CA		
3 – Libby Matson Invitational, Lodi, CA		
4 – Cal Invitational, Berkeley, CA		

**1985**  
**Head Coach Donna Terry**  
**Overall Record: 35-25**  
**NorPac-10 Record: 6-4/4th**

Santa Clara	10-0, 11-0	A
San Francisco	3-1, 0-2	A
Pacific	0-1, 6-0	A
Cal State Hayward	11-0, 2-0	H
Stanford	5-2, 6-0	H
USC	7-2, 10-0	H
Fresno State	0-1, 1-2	A
San Diego State	2-0, 0-1	N
San Diego State	4-1, 1-2	N
Texas A&M	0-6, 1-0	H
Pacific	0-2, 0-3	H
Oregon State	0-1	H
Cal State Fullerton	4-3	1
San Francisco	3-1	1
Pacific	1-2	1
Oregon State	1-0	2
U.S. International	3-1	2
UCLA	1-2	2
Stanford	6-0, 2-0	A
Long Beach State	3-2, 0-1	H
Santa Clara	10-0, 12-0	H
San Francisco	2-1, 1-0	H
UC Santa Barbara	0-1	3
Fresno State	1-0	3
Cal State Fullerton	7-0	3
U.S. International	4-0	3
Fresno State	1-2, 1-3	H
Utah	1-2, 4-3	4
Arizona	3-0	4
Brigham Young	4-1	4
Utah State	10-4	4
Nevada	4-0	4
Northern Arizona	7-0	4
Cal Poly Pomona	0-1, 2-1	A
Oregon	2-0, 2-0	A
Oregon State	1-2, 0-1	A
Fresno State	1-2	5
San Francisco	3-2	5
Oregon State	1-0	5
Fresno State	3-0, 1-3	5
1 – Pony Invitational, Fullerton, CA		
2 – Pacific Invitational, Stockton, CA		
3 – Libby Matson Invitational, Lodi, CA		
4 – Utah Invitational, Salt Lake City, UT		
6 – NorPac Tournament, Fresno, CA		

**1986**  
**Head Coach Donna Terry**  
**Overall Record: 43-17**  
**NorPac Record: 8-2/1st**

Cal Poly SLO	1-0, 1-0	H
Fresno State	0-1, 1-2	H
Nevada	3-0, 1-0	H
San Francisco	5-1, 4-2	H
Brigham Young	2-0, 5-0	H
Texas A&M	1-0	N
Long Beach State	1-0	1
Texas A&M	0-1	1
UNLV	2-0	1
Cal State Fullerton	0-5	1
Cal Poly Pomona	2-0	1
Adelphi	3-0	2
Minnesota	4-1	2
St. Mary's (Texas)	4-1	2
Oklahoma State	0-2	2
Baylor	2-0	2
South Carolina	6-2	2

Northwestern	2-0	2
Stanford	6-0, 5-1	H
San Jose State	5-0, 15-0	H
Oregon State	1-2, 6-0	A
Oregon	7-0, 4-1	A
New Mexico State	2-1	3
Stanford	4-0	3
U.S. International	1-0	3
Arizona	3-4	3
Oregon State	8-0	3
San Francisco	7-0	3
Pacific	5-2	3
Arizona	1-8	3
Oregon	10-0, 4-1	H
Long Beach State	2-0, 1-3	H
Fresno State	0-1, 4-2	A
Pacific	0-1, 0-1	A
Stanford	5-1, 1-0	A
San Jose State	1-0	4
Fresno State	0-1	4
Oregon State	2-0	4
Fresno State	0-2	4
Arizona State	8-0	5
Arizona State	0-3, 1-0	5
Northwestern	2-0	6
Cal State Fullerton	0-3	6
Creighton	1-0	6
Texas A&M	0-1	6
1 – Pony Invitational, Fullerton, CA		
2 – Houston Classic, Houston, TX		
3 – Libby Matson Invitational, Lodi, CA		
4 – NorPac Tournament		
5 – NCAA Regional, Tempe, AZ		
6 – Women's College World Series, Omaha, NE		

**1987**  
**Head Coach Donna Terry**  
**Overall Record: 34-15**  
**Pac-10 Record: 8-2/1st**

San Francisco	5-0, 2-0	H
Pacific	0-5, 4-1	A
Nevada	6-0	H
Fresno State	1-0	H
Nevada	2-1, 6-5	H
Michigan	4-3	1
New Mexico State	11-1	1
Adams State	8-0	1
Central Arizona JC (Exh)	6-3	1
BYU Club (Exh)	2-0	1
Fresno State	0-5	1
Nevada	5-0	H
Adelphi	1-0	H
Pacific	1-0	H
Northwestern	1-2	H
Nebraska	2-1, 2-1	H
Arizona State	3-0, 2-1	H
Nebraska	0-1	2
Central Michigan	1-3	2
UNLV	3-0	2
Kansas	8-0	2
UCLA	1-3	2
Cal Poly SLO	1-2, 1-0	H
UCLA	3-0, 1-0	H
Fresno State	2-0, 1-3	A
Arizona	1-0, 0-5	H
Oregon	2-1	3
Oregon State	0-1	3
Arizona	1-6	3
San Francisco	2-1	3
Pacific	5-0	3
Oregon	5-3	3
Oregon State	6-1, 1-0	A
Oregon	4-2, 0-6	A



San Francisco	1-0, 3-0	H
U.S. International	1-0, 1-2	H
Fresno State	0-3	4
Fresno State	2-5	4
1 – Roadrunner Tournament, Las Cruces, NM		
2 – National Invitational Softball Tournament, Sunnyvale, CA		
3 – Libby Matson Invitational, Lodi, CA		
4 – NCAA Regional, Fresno, CA		

**1988**

**Head Coach: Diane Ninemire**  
**Overall Record: 39-24**  
**Pac-10 Record: 7-11/5th**

Pacific	2-3, 2-0	A
Arizona State	1-0, 3-4	A
Arizona	2-3, 0-7	A
Iowa State	3-5	1
Long Beach State	1-4	1
UC Santa Barbara	1-0	1
Arizona State	5-1	1
New Mexico State	4-1	1
Oregon	4-5	1
UCLA	0-6, 0-2	H
San Francisco	3-1, 8-0	H
Nevada	4-0, 4-2	H
Indiana	6-1	2
SW Louisiana	4-0	2
Texas-Arlington	2-0	2
Colorado State	7-0	2
Sam Houston State	4-0	2
Bowling Green	6-0	2
Iowa State	2-3	2
Utah	4-3	H
Northwestern	3-2	H
Arizona State	1-2, 2-5	H
Central Michigan	2-3	3
Utah State	2-1	3
Kansas	9-0	3
Oklahoma	11-5	3
UCLA	0-1	3
Oregon State	2-0, 1-0	H
Oregon	2-3, 2-1	H
Adelphi	1-0, 10-2	H
Fresno State	3-1, 1-3	A
San Francisco	3-2, 2-0	H
Arizona	2-3, 4-0	H
Fresno State	5-2, 0-1	H
Hawaii	1-0, 3-1	H
Cal State Fullerton	0-1, 1-0	H
San Jose State	3-1, 4-0	H
UCLA	0-4, 1-0	A
Cal State Fullerton	1-3, 3-0	N
Oregon	4-1, 0-1	N
Fresno State	3-0	4
Fresno State	0-3, 2-5	4
1 – Nissan Invitational, Tucson, AZ		
2 – Houston Classic, Houston, TX		
3 – National Invitational Softball Tournament, Sunnyvale, CA		
4 – NCAA Regional, Fresno, CA		

**1989**

**Head Coach: Diane Ninemire**  
**Overall Record: 38-26**  
**Pac-10 Record: 10-10/4th**

Pacific	0-2, 1-2	H
New Mexico State	8-0	1
Kansas	6-0	1
Bowling Green	1-0	1
Oregon	1-0	1

Long Beach State	0-3	1
Utah	3-0	1
Nebraska	0-1	1
Oregon State	4-0, 3-0	H
San Jose State	1-0, 7-1	H
Nevada	11-0, 1-0	H
San Jose State	3-0, 9-0	A
UCLA	0-1, 0-2	A
Cal State Fullerton	0-1, 0-1	A
Arizona State	1-0, 1-0	H
Indiana	3-2	2
New Mexico	3-1	2
Massachusetts	3-0	2
Central Michigan	0-2	2
Santa Clara	20-0	2
Northwestern	8-0	3
Cal Poly Pomona	4-0	3
New Mexico State	1-4	3
Texas A&M	0-1	3
U.S. International	1-0	3
Utah	1-8	3
St. Mary's	2-0, 11-0	A
Oregon	4-3, 7-1	H
UCLA	2-7, 0-2	H
Fresno State	5-6, 0-6	H
Oregon State	9-0, 7-0	A
Oregon	2-1, 0-4	A
U.S. International	5-0, 4-0	H
St. Mary's	2-1, 5-0	H
San Francisco	1-0, 9-2	H
Arizona State	2-1, 0-1	A
Arizona	0-1, 2-3	A
San Francisco	11-0, 10-0	H
Fresno State	1-2, 2-3	A
Arizona	2-3, 0-1	H
Fresno State	0-1	4
Fresno State	0-6	4
1 – Nissan Invitational, Tucson, AZ		
2 – National Invitational Softball Tournament, Sunnyvale, CA		
3 – Pony Invitational, Fullerton, CA		
4 – NCAA Regional, Fresno, CA		

**1990**

**Head Coach: Diane Ninemire**  
**Overall Record: 41-28**  
**Pac-10 Record: 9-9/T3rd**

Santa Clara	6-3, 4-0	H
Sacramento State	3-4, 0-2	H
Oregon	1-2	1
Pacific	2-1	1
Arizona State	4-0	1
Ohio State	2-3	1
U.S. International	1-0	1
Minnesota	2-0	1
Utah	1-2	1
Pacific	0-1, 3-8	A
Oregon State	7-0, 5-0	H
San Jose State	1-0	H
San Jose State	1-2, 2-0	A
Cal State Fullerton	0-1, 0-1	H
St. Mary's	11-0, 8-0	A
Arizona State	1-0, 1-0	H
Oregon	6-0, 3-0	H
Massachusetts	2-0, 7-1	H
Massachusetts	2-0	2
Utah State	3-0	2
Michigan	5-1	2
Santa Clara	4-0	2
Sacramento State	2-0	2
Iowa	2-1	2
Arizona State	2-3	2
UCLA	0-2, 1-2	H
Fresno State	0-2, 0-1	H

Sacramento State	2-0, 3-0	A
Fresno State	1-2, 0-1	A
UCLA	0-1, 0-1	A
U.S. International	0-1, 1-3	A
Hawaii	1-0, 3-0	H
Arizona State	2-1, 0-1	A
Arizona	0-2, 0-9	A
St. Mary's	11-0, 7-0	H
Chaminade	10-1	A
Colorado State	2-0	3
Hawaii	4-0	3
New Mexico State	3-0	3
New Mexico State	3-2	3
Hawaii	3-0	3
Oregon	0-1, 0-1	A
Oregon State	6-0, 2-1	A
San Jose State	2-1	4
UNLV	0-1	4
UNLV	1-0	4
UNLV	0-1	4
1 – Arizona Softball Classic, Tucson, AZ		
2 – National Invitational Softball Tournament, Sunnyvale, CA		
3 – Hawaii Invitational, Honolulu, HI		
4 – NCAA Regional, Berkeley, CA		

**1991**

**Head Coach: Diane Ninemire**  
**Overall Record: 48-20**  
**Pac-10 Record: 14-6/3rd**

St. Mary's	8-2, 12-0	H
Fresno State	4-5, 0-1	H
Pacific	1-0, 6-0	H
Florida State	4-0	1
UCLA	3-6	1
Texas-Arlington	2-0	1
New Mexico State	10-5	1
Pacific	0-2	1
Arizona	0-4	1
Long Beach State	0-1	1
Utah State	5-0	2
San Diego State	2-1	2
Cal State Northridge	8-1	2
Long Beach State	1-2	2
Northwestern	4-1	2
Minnesota	3-5	2
Northwestern	6-0	2
Utah State	1-2	2
Sacramento State	2-0, 6-1	A
Oregon State	1-0, 8-0	H
Stanford	4-0, 11-0	H
Pacific	3-0, 12-0	A
Virginia	8-0	3
Adelphi	8-0	3
Creighton	3-0	3
Kansas	4-0	3
Arizona State	6-1	3
Adelphi	5-0, 2-1	H
Oregon	3-0, 2-0	H
Fresno State	0-1, 4-3	A
Arizona	1-0, 0-4	H
Arizona State	0-1, 0-3	H
San Jose State	3-0, 1-0	H
UCLA	2-0, 1-0	H
Arizona State	2-0, 1-2	A
Arizona	3-1, 1-0	A
UCLA	0-1, 0-1	A
Cal State Fullerton	0-1, 0-1	A
Cal Poly Pomona	1-0, 1-0	A
Sacramento State	3-0, 3-2	H
Oregon State	7-0, 4-0	A
Oregon	4-0, 1-0	A
Cal State Northridge	3-0, 1-0	H
Fresno State	0-2	4

**1992**

**Head Coach: Diane Ninemire**  
**Overall Record: 47-16**  
**Pac-10 Record: 8-8/3rd**

Texas A&M	3-0	1
Cal State Fullerton	3-1	1
Long Beach State	5-0	1
Minnesota	4-0	1
Pacific	1-0	1
New Mexico State	6-0	1
Fresno State	1-0, 1-0	A
San Jose State	1-0, 0-6	A
Pacific	3-0, 4-0	H
Oregon	4-1, 6-1	H
Santa Clara	15-0, 8-0	A
Massachusetts	5-0, 4-1	H
SW Louisiana	1-0	2
St. Mary's (Texas)	9-0	2
Central Michigan	1-2	2
Northeast Louisiana	10-0	2
Southeastern Louisiana	12-0	2
Indiana	8-0	2
Iowa	4-0, 1-0	H
Creighton	7-0	3
Hawaii	3-4	3
Michigan	5-4	3
San Jose State	6-5	3
UCLA	1-6	3
Hawaii	4-5	3
Arizona	1-3, 1-2	A
Arizona State	4-0, 1-2	A
Sacramento State	1-0, 3-2	H
UCLA	0-1, 1-3	H
St. Mary's	10-0, 7-2	A
Santa Clara	8-0, 13-0	H
UCLA	0-2, 3-4	A
Cal State Northridge	1-0, 1-0	A
Stanford	10-0, 5-0	H
Oregon State	4-0, 1-0	A
Oregon	2-0, 0-1	A
Oregon State	1-0, 1-0	A
Sacramento State	0-1, 5-0	A
San Jose State	1-0	4
San Jose State	6-1	4
Florida State	3-0	5
UCLA	0-10	5
Arizona	1-2	5
1 – Arizona Softball Classic, Tucson, AZ		
2 – Houston Classic, Houston, TX		
3 – National Invitational Softball Tournament, Sunnyvale, CA		
4 – NCAA Regional, Berkeley, CA		
5 – Women's College World Series, Oklahoma City, OK		

**1993**

**Head Coach: Diane Ninemire**  
**Overall Record: 37-20**  
**Pac-10 Record: 12-10/3rd**

Stanford	16-0, 16-0	H
Pacific	10-0, 1-2	A
Long Beach State	0-1	1
Minnesota	6-5	1
Northwestern	1-0	1



San Diego State	5-3	1
St. Mary's	17-1	1
Northwestern	8-0	1
San Diego State	7-5	1
Ohio State	6-9	2
Cal State Fullerton	3-0	2
Northern Illinois	5-0	2
Arizona State	4-0	2
Minnesota	5-0	2
Cal State Fullerton	0-1	2
Arizona State	3-0, 6-0	H
Oregon	0-1, 3-1	H
Nebraska	8-0, 1-2	H
Washington	3-0, 2-1	H
Oklahoma	1-0	3
Hawaii	4-0	3
Sacramento State	4-0	3
Iowa	0-2	3
St. Mary's	10-0, 6-0	H
Stanford	26-0, 22-2	A
Oregon State	2-0, 1-3	H
Sacramento State	1-0, 3-2	H
Cal Poly Pomona	0-1	A
UCLA	0-1, 0-5	A
Sacramento State	4-2, 0-1	A
Arizona State	0-1, 0-8	A
Arizona	0-1, 2-3	A
Pacific	2-0, 4-0	H
UCLA	0-2, 1-4	H
San Jose State	10-0	H
Washington	9-2, 3-2	A
Sacramento State	1-0	4
Long Beach State	2-5	4
Long Beach State	1-0	4
Long Beach State	1-2	4
1 - San Diego State Spring Classic, San Diego, CA		
2 - Arizona Softball Classic, Tucson, AZ		
3 - National Invitational Softball Tournament, Sunnyvale, CA		
4 - NCAA Regional, Berkeley, CA		

**1994**  
**Head Coach: Diane Ninemire**  
**Overall Record: 40-21**  
**Pac-10 Record: 10-12/5th**

Santa Clara	4-1, 5-0	H
St. Mary's	4-0	A
Sacramento State	2-1, 1-0	H
Cal State Northridge	0-2	1
San Jose State	2-3	1
Santa Clara	9-0	1
Cal State Northridge	0-1	1
Santa Clara	11-0	1
San Jose State	5-2	1
Pacific	5-1, 1-4	A
UCLA	0-2, 5-7	A
Arizona	0-8, 3-5	A
Arizona State	10-4, 6-0	A
Arizona State	0-1	2
San Jose State	3-2	2
Missouri	7-4	2
Cleveland State	7-0	2
Hawaii	0-6	2
San Jose State	4-0	2
Missouri	1-0	2
Hawaii	5-1	2
Oregon	10-0, 0-1	H
Central Michigan	2-0	3
DePaul	5-6	3
Nebraska	5-3	3
Long Beach State	5-3	3
Nebraska	10-0	3
Michigan	5-3	3

Iowa	5-0	3
Oklahoma	6-5	3
Washington	4-2, 4-6	H
Santa Clara	9-0, 4-0	A
Oregon State	8-0, 4-0	H
Arizona	1-10, 3-4	H
St. Mary's	2-0, 4-1	A
Oregon	0-2, 2-3	A
Oregon State	4-1, 3-0	A
St. Mary's	2-0	A
Sacramento State	3-1, 4-1	A
Arizona State	7-0, 4-0	H
Washington	2-3, 2-7	A
Oregon	2-3	4
Central Michigan	8-0	4
Oregon	1-2	4
1 - Fabulous Four Tournament, San Jose, CA		
2 - Hawaii Invitational, Honolulu, HI		
3 - Capital Classic, Sacramento, CA		
4 - NCAA Regional, Fresno, CA		

**1995**  
**Head Coach: Diane Ninemire**  
**Overall Record: 41-21**  
**Pac-10 Record: 20-8/3rd**

Santa Clara	6-5, 14-0	H
San Jose State	7-5, 5-3	H
Stanford	4-1, 11-1	H
Pacific	5-4, 3-5	H
Long Beach State	7-4	1
Cal State Northridge	8-2	1
Fresno State	0-2	1
UCLA	0-9	1
Loyola Marymount	2-0	1
Tennessee Tech	8-0	1
Washington	6-1	1
Cal State Northridge	1-2	2
San Jose State	1-0	2
Santa Clara	4-0	2
Cal State Northridge	2-3	2
Santa Clara	1-0	2
San Jose State	3-0	2
Ball State	5-0	3
Colorado State	5-1	3
Washington	2-3	3
Nebraska	0-5	3
Connecticut	1-2	4
Utah State	5-1	4
Iowa	3-2	4
Sacramento State	3-4	4
Washington	2-1, 5-1	H
Washington	3-1, 15-14	A
Stanford	8-1, 12-0	A
Arizona State	6-3, 5-4	H
Arizona State	5-2, 4-2	A
Arizona	2-4, 1-6	A
St. Mary's	5-0, 10-0	H
UCLA	0-2, 3-5	A
Sacramento State	0-1, 0-5	A
UCLA	2-0	H
Oregon	0-2, 0-2	H
UCLA	4-2	H
Oregon	8-1, 2-3	A
Oregon State	11-1, 6-0	A
Oregon State	10-0, 9-3	H
Arizona	7-2, 1-15	H
Fresno State	1-2	5
Sacramento State	2-1	5
Fresno State	0-2	5
1 - Campbell/Cartier Spring Classic, San Diego, CA		
2 - Fabulous Four Tournament, San Jose, CA		

3 - National Invitational Softball Tournament, Sunnyvale, CA		
4 - Capital Classic, Sacramento, CA		
5 - NCAA Regional, Sacramento, CA		

**1996**  
**Head Coach: Diane Ninemire**  
**Overall Record: 41-23**  
**Pac-10 Record: 14-12/4th**

UCLA	0-7, 5-2	A
Stanford	6-4, 4-0	H
Cal State Northridge	5-0	1
San Jose State	1-2	1
Louisiana Tech	2-1	2
Oklahoma State	0-3	2
DePaul	8-3	2
Utah	5-4	2
UNLV	0-2	2
Oregon State	10-0, 3-1	H
Oregon	3-0, 2-0	H
Northern Illinois	1-0	H
Colorado State	2-1	3
Santa Clara	8-2	3
Pacific	7-0	3
Washington	2-7	3
Pacific	11-8	3
Colorado State	1-6	3
Washington	0-5, 1-0	H
Iowa	1-0	4
Toledo	9-0	4
Utah	5-4	4
Iowa	1-2	4
Cal Poly SLO	4-2	4
Michigan State	2-1	4
Sacramento State	0-7	4
Bowling Green	3-2, 14-0	H
Fresno State	0-9, 0-3	A
Santa Clara	6-1, 1-0	A
Arizona State	1-3, 3-2	A
Arizona	2-7, 2-5	A
St. Mary's	1-0, 2-1	A
Washington	0-3, 2-3	A
Oregon	5-0	A
Oregon State	6-1	A
Arizona	3-1, 3-1	H
Arizona State	1-2, 3-2	H
UCLA	0-2, 3-8	H
Cal Poly SLO	3-0, 4-1	H
Stanford	2-7, 3-0	A
Long Beach State	4-1	5
Fresno State	1-0	5
Fresno State	2-1	5
SW Louisiana	2-0	6
Washington	7-9	6
Iowa	0-1	6
1 - Fabulous Four Tournament, San Jose, CA		
2 - NSCA Leadoff Classic, Columbus, GA		
3 - National Invitational Softball Tournament, Sunnyvale, CA		
4 - Capital Classic, Sacramento, CA		
5 - NCAA Regional, Fresno, CA		
6 - Women's College World Series, Columbus, GA		
3 - National Invitational Softball Tournament, Sunnyvale, CA		
4 - Capital Classic, Sacramento, CA		
5 - NCAA Regional, Fresno, CA		
6 - Women's College World Series, Columbus, GA		
1 - Fabulous Four Tournament, San Jose, CA		
2 - NSCA Leadoff Classic, Columbus, GA		
3 - National Invitational Softball Tournament, Sunnyvale, CA		
4 - Capital Classic, Sacramento, CA		
5 - NCAA Regional, Fresno, CA		
6 - Women's College World Series, Columbus, GA		
1 - Fabulous Four Tournament, San Jose, CA		
2 - NSCA Leadoff Classic, Columbus, GA		
3 - National Invitational Softball Tournament, Sunnyvale, CA		
4 - Capital Classic, Sacramento, CA		
5 - NCAA Regional, Fresno, CA		
6 - Women's College World Series, Columbus, GA		
1 - Fabulous Four Tournament, San Jose, CA		
2 - NSCA Leadoff Classic, Columbus, GA		
3 - National Invitational Softball Tournament, Sunnyvale, CA		
4 - Capital Classic, Sacramento, CA		
5 - NCAA Regional, Fresno, CA		
6 - Women's College World Series, Columbus, GA		
1 - Fabulous Four Tournament, San Jose, CA		
2 - NSCA Leadoff Classic, Columbus, GA		
3 - National Invitational Softball Tournament, Sunnyvale, CA		
4 - Capital Classic, Sacramento, CA		
5 - NCAA Regional, Fresno, CA		
6 - Women's College World Series, Columbus, GA		
1 - Fabulous Four Tournament, San Jose, CA		
2 - NSCA Leadoff Classic, Columbus, GA		
3 - National Invitational Softball Tournament, Sunnyvale, CA		
4 - Capital Classic, Sacramento, CA		
5 - NCAA Regional, Fresno, CA		
6 - Women's College World Series, Columbus, GA		
1 - Fabulous Four Tournament, San Jose, CA		
2 - NSCA Leadoff Classic, Columbus, GA		
3 - National Invitational Softball Tournament, Sunnyvale, CA		
4 - Capital Classic, Sacramento, CA		
5 - NCAA Regional, Fresno, CA		
6 - Women's College World Series, Columbus, GA		
1 - Fabulous Four Tournament, San Jose, CA		
2 - NSCA Leadoff Classic, Columbus, GA		
3 - National Invitational Softball Tournament, Sunnyvale, CA		
4 - Capital Classic, Sacramento, CA		
5 - NCAA Regional, Fresno, CA		
6 - Women's College World Series, Columbus, GA		
1 - Fabulous Four Tournament, San Jose, CA		
2 - NSCA Leadoff Classic, Columbus, GA		
3 - National Invitational Softball Tournament, Sunnyvale, CA		
4 - Capital Classic, Sacramento, CA		
5 - NCAA Regional, Fresno, CA		
6 - Women's College World Series, Columbus, GA		
1 - Fabulous Four Tournament, San Jose, CA		
2 - NSCA Leadoff Classic, Columbus, GA		
3 - National Invitational Softball Tournament, Sunnyvale, CA		
4 - Capital Classic, Sacramento, CA		
5 - NCAA Regional, Fresno, CA		
6 - Women's College World Series, Columbus, GA		
1 - Fabulous Four Tournament, San Jose, CA		
2 - NSCA Leadoff Classic, Columbus, GA		
3 - National Invitational Softball Tournament, Sunnyvale, CA		
4 - Capital Classic, Sacramento, CA		
5 - NCAA Regional, Fresno, CA		
6 - Women's College World Series, Columbus, GA		
1 - Fabulous Four Tournament, San Jose, CA		
2 - NSCA Leadoff Classic, Columbus, GA		
3 - National Invitational Softball Tournament, Sunnyvale, CA		
4 - Capital Classic, Sacramento, CA		
5 - NCAA Regional, Fresno, CA		
6 - Women's College World Series, Columbus, GA		
1 - Fabulous Four Tournament, San Jose, CA		
2 - NSCA Leadoff Classic, Columbus, GA		
3 - National Invitational Softball Tournament, Sunnyvale, CA		
4 - Capital Classic, Sacramento, CA		
5 - NCAA Regional, Fresno, CA		
6 - Women's College World Series, Columbus, GA		
1 - Fabulous Four Tournament, San Jose, CA		
2 - NSCA Leadoff Classic, Columbus, GA		
3 - National Invitational Softball Tournament, Sunnyvale, CA		
4 - Capital Classic, Sacramento, CA		
5 - NCAA Regional, Fresno, CA		
6 - Women's College World Series, Columbus, GA		
1 - Fabulous Four Tournament, San Jose, CA		
2 - NSCA Leadoff Classic, Columbus, GA		
3 - National Invitational Softball Tournament, Sunnyvale, CA		
4 - Capital Classic, Sacramento, CA		
5 - NCAA Regional, Fresno, CA		
6 - Women's College World Series, Columbus, GA		
1 - Fabulous Four Tournament, San Jose, CA		
2 - NSCA Leadoff Classic, Columbus, GA		
3 - National Invitational Softball Tournament, Sunnyvale, CA		
4 - Capital Classic, Sacramento, CA		
5 - NCAA Regional, Fresno, CA		
6 - Women's College World Series, Columbus, GA		
1 - Fabulous Four Tournament, San Jose, CA		
2 - NSCA Leadoff Classic, Columbus, GA		
3 - National Invitational Softball Tournament, Sunnyvale, CA		
4 - Capital Classic, Sacramento, CA		
5 - NCAA Regional, Fresno, CA		
6 - Women's College World Series, Columbus, GA		
1 - Fabulous Four Tournament, San Jose, CA		
2 - NSCA Leadoff Classic, Columbus, GA		
3 - National Invitational Softball Tournament, Sunnyvale, CA		
4 - Capital Classic, Sacramento, CA		
5 - NCAA Regional, Fresno, CA		
6 - Women's College World Series, Columbus, GA		
1 - Fabulous Four Tournament, San Jose, CA		
2 - NSCA Leadoff Classic, Columbus, GA		
3 - National Invitational Softball Tournament, Sunnyvale, CA		
4 - Capital Classic, Sacramento, CA		
5 - NCAA Regional, Fresno, CA		
6 - Women's College World Series, Columbus, GA		
1 - Fabulous Four Tournament, San Jose, CA		
2 - NSCA Leadoff Classic, Columbus, GA		
3 - National Invitational Softball Tournament, Sunnyvale, CA		
4 - Capital Classic, Sacramento, CA		
5 - NCAA Regional, Fresno, CA		
6 - Women's College World Series, Columbus, GA		
1 - Fabulous Four Tournament, San Jose, CA		
2 - NSCA Leadoff Classic, Columbus, GA		
3 - National Invitational Softball Tournament, Sunnyvale, CA		
4 - Capital Classic, Sacramento, CA		
5 - NCAA Regional, Fresno, CA		
6 - Women's College World Series, Columbus, GA		
1 - Fabulous Four Tournament, San Jose, CA		
2 - NSCA Leadoff Classic, Columbus, GA		
3 - National Invitational Softball Tournament, Sunnyvale, CA		
4 - Capital Classic, Sacramento, CA		
5 - NCAA Regional, Fresno, CA		
6 - Women's College World Series, Columbus, GA		
1 - Fabulous Four Tournament, San Jose, CA		
2 - NSCA Leadoff Classic, Columbus, GA		
3 - National Invitational Softball Tournament, Sunnyvale, CA		
4 - Capital Classic, Sacramento, CA		
5 - NCAA Regional, Fresno, CA		
6 - Women's College World Series, Columbus, GA		
1 - Fabulous Four Tournament, San Jose, CA		
2 - NSCA Leadoff Classic, Columbus, GA		
3 - National Invitational Softball Tournament, Sunnyvale, CA		
4 - Capital Classic, Sacramento, CA		
5 - NCAA Regional, Fresno, CA		
6 - Women's College World Series, Columbus, GA		
1 - Fabulous Four Tournament, San Jose, CA		
2 - NSCA Leadoff Classic, Columbus, GA		
3 - National Invitational Softball Tournament, Sunnyvale, CA		
4 - Capital Classic, Sacramento, CA		
5 - NCAA Regional, Fresno, CA		
6 - Women's College World Series, Columbus, GA		
1 - Fabulous Four Tournament, San Jose, CA		
2 - NSCA Leadoff Classic, Columbus, GA		
3 - National Invitational Softball Tournament, Sunnyvale, CA		
4 - Capital Classic, Sacramento, CA		
5 - NCAA Regional, Fresno, CA		
6 - Women's College World Series, Columbus, GA		
1 - Fabulous Four Tournament, San Jose, CA		
2 - NSCA Leadoff Classic, Columbus, GA		
3 - National Invitational Softball Tournament, Sunnyvale, CA		
4 - Capital Classic, Sacramento, CA		
5 - NCAA Regional, Fresno, CA		
6 - Women's College World Series, Columbus, GA		
1 - Fabulous Four Tournament, San Jose, CA		
2 - NSCA Leadoff Classic, Columbus, GA		
3 - National Invitational Softball Tournament, Sunnyvale, CA		
4 - Capital Classic, Sacramento, CA		
5 - NCAA Regional, Fresno, CA		
6 - Women's College World Series, Columbus, GA		
1 - Fabulous Four Tournament, San Jose, CA		
2 - NSCA Leadoff Classic, Columbus, GA		
3 - National Invitational Softball Tournament, Sunnyvale, CA		
4 - Capital Classic, Sacramento, CA		
5 - NCAA Regional, Fresno, CA		
6 - Women's College World Series, Columbus, GA		
1 - Fabulous Four Tournament, San Jose, CA		
2 - NSCA Leadoff Classic, Columbus, GA		
3 - National Invitational Softball Tournament, Sunnyvale, CA		
4 - Capital Classic, Sacramento, CA		
5 - NCAA Regional, Fresno, CA		
6 - Women's College World Series, Columbus, GA		
1 - Fabulous Four Tournament, San Jose, CA		
2 - NSCA Leadoff Classic, Columbus, GA		
3 - National Invitational Softball Tournament, Sunnyvale, CA		
4 - Capital Classic, Sacramento, CA		
5 - NCAA Regional, Fresno, CA		
6 - Women's College World Series, Columbus, GA		
1 - Fabulous Four Tournament, San Jose, CA		
2 - NSCA Leadoff Classic, Columbus, GA		
3 - National Invitational Softball Tournament, Sunnyvale, CA		
4 - Capital Classic, Sacramento, CA		
5 - NCAA Regional, Fresno, CA		
6 - Women's College World Series, Columbus, GA		
1 - Fabulous Four Tournament, San Jose, CA		
2 - NSCA Leadoff Classic, Columbus, GA		
3 - National Invitational Softball Tournament, Sunnyvale, CA		
4 - Capital Classic, Sacramento, CA		
5 - NCAA Regional, Fresno, CA		
6 - Women's College World Series, Columbus, GA		
1 - Fabulous Four Tournament, San Jose, CA		
2 - NSCA Leadoff Classic, Columbus, GA		
3 - National Invitational Softball Tournament, Sunnyvale, CA		
4 - Capital Classic, Sacramento, CA		
5 - NCAA Regional, Fresno, CA		
6 - Women's College World Series, Columbus, GA		
1 - Fabulous Four Tournament, San Jose, CA		
2 - NSCA Leadoff Classic, Columbus, GA		
3 - National Invitational Softball Tournament, Sunnyvale, CA		
4 - Capital Classic, Sacramento, CA		
5 - NCAA Regional, Fresno, CA		
6 - Women's College World Series, Columbus, GA		
1 - Fabulous Four Tournament, San Jose, CA		
2 - NSCA Leadoff Classic, Columbus, GA		
3 - National Invitational Softball Tournament, Sunnyvale, CA		
4 - Capital Classic, Sacramento, CA		
5 - NCAA Regional, Fresno, CA		
6 - Women's College World Series, Columbus, GA		
1 - Fabulous Four Tournament, San Jose, CA		
2 - NSCA Leadoff Classic, Columbus, GA		
3 - National Invitational Softball Tournament, Sunnyvale, CA		
4 - Capital Classic, Sacramento, CA		
5 - NCAA Regional, Fresno, CA		
6 - Women's College World Series, Columbus, GA		
1 - Fabulous Four Tournament, San Jose, CA		
2 - NSCA Leadoff Classic, Columbus, GA		
3 - National Invitational Softball Tournament, Sunnyvale, CA		
4 - Capital Classic, Sacramento, CA		
5 - NCAA Regional, Fresno, CA		
6 - Women's College World Series, Columbus, GA		
1 - Fabulous Four Tournament, San Jose, CA		
2 - NSCA Leadoff Classic, Columbus, GA		
3 - National Invitational Softball Tournament, Sunnyvale, CA		
4 - Capital Classic, Sacramento, CA		
5 - NCAA Regional, Fresno, CA		
6 - Women's College World Series, Columbus, GA		
1 - Fabulous Four Tournament, San Jose, CA		

Baylor	6-2	4	4 – Capital Classic, Sacramento, CA
Iowa	2-4	4	5 – NCAA Regional, Fresno, CA
Nebraska	5-6	4	
Cal Poly SLO	0-2, 4-7	H	
Washington	6-4, 3-0	A	
Oregon	2-3, 3-5	A	
Oregon State	1-0, 3-4	A	
Stanford	3-2, 2-3	A	
San Jose State	5-0, 7-0	A	
Arizona	4-8, 0-3	H	San Jose State 8-0, 8-0 H
Arizona State	5-2, 4-3	H	Mississippi State 6-4 1
UCLA	8-1, 6-0	H	New Mexico State 7-0 1
Washington	0-3, 0-2	H	Florida State 4-0 1
Arizona State	0-2, 2-4	A	Texas 3-6 1
Arizona	0-8, 1-7	A	Alabama 2-0 1
Oregon State	3-1, 8-0	H	Georgia 3-0 1
Oregon	2-0, 8-0	H	Loyola Marymount 10-2 2
Cal State Northridge	3-1	5	UNLV 2-6 2
Fresno State	3-6	5	Utah State 4-0 2
Minnesota	2-3	5	Bowling Green 9-1 2
1 – UNLV Softball Classic, Las Vegas, NV			Cal Poly 7-3 2
2 – NFCA Leadoff Classic, Columbus, GA			Pacific 1-2, 1-2 A
3 – National Invitational Softball			Santa Clara 7-0, 4-0 H
Tournament, Sunnyvale, CA			UC Santa Barbara 9-1, 4-0 A

**1999**  
**Head Coach: Diane Ninemire**  
**Overall Record: 51-22**  
**Pac-10 Record: 13-14/5th**

Cal Poly	6-0, 5-4	A	Florida 6-1 4
Tulsa	6-1, 2-0	H	Wichita State 4-3 4
Notre Dame	4-0	3	Oregon 12-1 4
North Carolina	6-0	3	New Mexico State 9-4 4
UC Santa Barbara	2-5	3	Oregon State 5-6 4
Texas Tech	1-0	3	Missouri 1-0 5
Purdue	2-0	3	Baylor 9-1 5
Utah	2-0	3	Colorado State 3-1 5
Wisconsin	3-2	4	Utah State 4-1 6
Eastern Illinois	7-2	4	Kent State 10-5 6
Hawaii	3-0	4	Nebraska 3-2 6
UCLA	3-4, 1-3	A	Utah 4-0 6
Washington	1-2	A	San Jose State 6-3 6
Stanford	0-5, 4-3	A	Nebraska 1-4 6
St. Mary's	2-1, 9-0	H	Utah 2-5 H
Oregon	9-1, 0-7	H	Portland State 2-1 7
Oregon State	0-1, 0-1	H	Virginia 6-5 7
Arizona	4-2, 2-3	A	Texas A&M-CC 3-2 7
Arizona State	7-6, 0-1	A	Wisconsin 1-2 7
UCLA	2-6, 2-10	H	San Jose State 3-0 7
Washington	7-0, 0-2	H	Utah 2-1 7
Arizona	0-1, 5-1	H	Wisconsin 1-0 7
Arizona State	5-3, 0-4	H	Oregon 3-0 7
Sacramento State	10-2, 2-0	A	Cal Poly 5-1, 6-0 H
Oregon State	8-6, 1-0	A	Stanford 6-5 H
Oregon	10-6, 3-0	A	Stanford 0-2 A
Stanford	7-1, 6-3	H	Pacific 2-3, 1-14 H
Hofstra	5-4	5	UCLA 1-6 H
Massachusetts	1-0	5	Washington 2-0 H
SW Louisiana	1-2	5	Washington 1-10 H
Massachusetts	2-0	5	Arizona 1-4 A
SW Louisiana	3-0, 8-1	5	Arizona State 0-1 A
Arizona	0-3	6	Arizona State 4-0 A
Arizona State	2-0	6	Oregon 2-3 H
Fresno State	1-0	6	Oregon State 2-5 H
Washington	0-3	6	Oregon State 0-4 H
1 – Fiesta Bowl Classic, Tempe, AZ			Santa Clara 3-1, 6-4 A
2 – UNLV Softball Classic, Las Vegas, NV			Stanford 0-2 A
3 – National Invitational Softball			Washington 1-3 A
Tournament, Sunnyvale, CA			UCLA 0-8 A
4 – Bank of Hawaii Invitational, Honolulu, HI			UCLA 0-5 A
5 – NCAA Regional, Amherst, MA			Sacramento State 1-2, 4-0 H
6 – Women's College World Series, Oklahoma City, OK			Oregon State 1-0 A
			Oregon 4-0 A
			Oregon 0-4 A
			Arizona State 1-0 H
			Arizona 1-4 H
			Arizona 3-8 H
			Florida 2-0 8
			CS Fullerton 3-2 8
			Fresno State 0-2 8
			Florida 2-1 8
			Fresno State 2-0 8
			Oklahoma 1-2 9
			Arizona 0-6 9
			1 – Early Bird Tournament, San Jose, CA
			2 – Seminole Classic, Tallahassee, FL
			3 – UNLV Softball Classic, Las Vegas, NV
			4 – Troy Cox Classic, Las Cruces, NM
			5 – Easton Showcase Tournament, Fullerton, CA
			6 – National Invitational Softball Tournament, Sunnyvale, CA
			7 – Capital Classic, Sacramento, CA
			8 – NCAA Regional, Fresno, CA
			9 – Women's College World Series, Oklahoma City, OK

**2000**  
**Head Coach: Diane Ninemire**  
**Overall Record: 49-25**  
**Pac-10 Record: 6-15/7th**

Sacramento State	3-0	1	
San Jose State	5-1	1	
BYU	7-0	1	
Florida State	1-0	2	
Florida Atlantic	4-3	2	
Florida A&M	7-0	2	
Florida A&M	14-0	2	
Florida State	1-0	2	
Loyola Marymount	5-0	3	
Central Michigan	9-1	3	
Portland State	7-1	3	
Virginia	6-1	3	
UNLV	9-3	3	
St. Mary's	5-0	A	
New Mexico State	7-2	4	

<b>Year-by-Year Results</b>				
<b>Year</b>	<b>Coach</b>	<b>Record</b>	<b>Conference</b>	<b>National</b>
2000	Diane Ninemire	49-25	T7th Pac-10	NCAA CWS (T7th)
1999		51-22	5th Pac-10	NCAA CWS (T3rd)
1998		35-27	4th Pac-10	NCAA Regional
1997		36-26	4th Pac-10	NCAA Regional
1996		41-23	4th Pac-10	NCAA CWS (T5th)
1995		41-21	3rd Pac-10	NCAA Regional
1994		40-21	5th Pac-10	NCAA Regional
1993		37-20	4th Pac-10	NCAA Regional
1992		47-16	3rd Pac-10	NCAA CWS (T5th)
1991		48-20	3rd Pac-10	NCAA Regional
1990		41-28	3rd Pac-10	NCAA Regional
1989		38-26	4th Pac-10	NCAA Regional
1988		39-24	5th Pac-10	NCAA Regional
<b>Ninemire's Totals</b>		<b>543-299</b>		
1987	Donna Terry	34-15	1st Pac-10	NCAA Regional
1986		43-17	T1st NorPac	NCAA CWS (T3rd)
1985		35-25	4th NorPac	17th NCAA poll
1984		27-19-1	3rd NorPac	
1983		26-21	4th NorPac	
<b>Terry's Totals</b>		<b>165-97-1</b>		
1982	Bonnie Johnson	37-17-1	2nd NorCal	AIAW CWS (T3rd)/ NCAA Regional
1981		48-13	1st NorCal	AIAW CWS (T5th)
1980		46-11	1st NorCal	AIAW Regional
1979		37-9	1st NorCal	
1978		19-19-1	2nd NorCal	
<b>Johnson's Totals</b>		<b>187-69-2</b>		
1977	Myrtle Baker	12-9	4th NorCal	
1976		9-6	3rd NCIAC	
<b>Baker's Totals</b>		<b>20-12</b>		
1975	Coni Staff	4-3	3rd NCIAC	
1974		5-4	5th NCIAC	
<b>Staff's Totals</b>		<b>9-7</b>		
1973	Debbie Gebhardt	2-4	4th NCIAC	
1972		2-4		
<b>Gebhardt's Totals</b>		<b>4-8</b>		
<b>Overall (29 years)</b>		<b>930-495-3</b>		

